

POWER TOOLS

Premium power tools - when only the best will do.



- 216 DOMINO
- 218 MITRE SAWS
- 218 CIRCULAR SAWS
- 224 PORTABLE DUST EXTRACTORS
- 226 ROUTERS
- 228 SANDERS
- 230 WORK CENTRES
- 231 JIGS SAWS
- 233 PLANERS

Festool DF 500 DOMINO Joining Machine

The DOMINO DF 500 joining machine was created to make clean, accurate joining easy for anyone. Whether mitring or working in the horizontal or vertical position, its easy to use controls allow you to create perfect repetitive joints with little marking out and effort. A patented routing principle eliminates kickback and exact positioning is easy with the large viewing window. Preset height adjustments, depth stop and retractable stop pins allow for quick and precise positioning of the domino's on a range of materials. Efficient dust extraction is provided when used with a Festool Dust Extractor.

ITEM NO.	DETAILS	PRICE
FE-574328		\$1599.00



Festool DF 700 DOMINO XL Joining Machine

The DOMINO XL DF 700 Joiner allows the tool to come to the work-piece, letting you work up to 50% faster than a bench mounted tool. Scribing and set-up time is drastically reduced and tiring transportation of materials is eliminated. It's patented cutting motion and power make cutting smooth and easy, even in hardwood. Unbeatable joint stability and completely rotation proof joints make the DOMINO XL ideal for producing structural joints in solid wood. The innovative stop system gives quick, precise positioning in relation to a reference edge. Efficient dust extraction is provided when used with a Festool Dust Extractor. The DOMINO is covered by Festool's comprehensive 3-year warranty.

ITEM NO.	DETAILS	PRICE
FE-574423	With Systainer	\$2215.00





FESTOOL

BOOK A DEMO.

Request a free tool demonstration
or trial and test it for yourself.

Visit www.festool.com.au/demo or call 1300 063 900



Tools for the toughest demands



FESTOOL



UNCOMPROMISING PERFORMANCE.



Warranty All-Inclusive
Your performance assured.



Festool Know-How
Expertise knowledge in
one click.



Professional Repairs
Your tool, repaired by
trained experts.



Hello Hotline!
Your contact for all queries.
Telephone: **1300 063 900**
Email:
customercare@tooltechnic.com.au

Tools for the toughest demands

POWER TOOLS & ACCESSORIES

DOMINO



Festool DF 500 DOMINO Joining Machine

The DOMINO DF 500 joining machine was created to make clean, accurate joining easy for anyone. Whether mitring or working in the horizontal or vertical position, its easy to use controls allow you to create perfect repetitive joints with little marking out and effort. A patented routing principle

eliminates kickback and exact positioning is easy with the large viewing window. Preset height adjustments, depth stop and retractable stop pins allow for quick and precise positioning of the domino's on a range of materials. Efficient dust extraction is provided when used with a Festool Dust Extractor.

ITEM NO.	DETAILS	PRICE
FE-574328		\$1599.00



Festool DF 700 DOMINO XL Joining Machine

The DOMINO XL DF 700 Joiner allows the tool to come to the workpiece, letting you work up to 50% faster than a bench mounted tool. Scribing and set-up time is drastically reduced and tiring transportation of materials is eliminated. It's patented cutting motion and power make cutting smooth and easy, even in hardwood. Unbeatable joint stability and completely rotation proof joints make the DOMINO XL ideal

for producing structural joints in solid wood. The innovative stop system gives quick, precise positioning in relation to a reference edge. Efficient dust extraction is provided when used with a Festool Dust Extractor. The DOMINO is covered by Festool's comprehensive 3-year warranty.

ITEM NO.	DETAILS	PRICE
FE-574423	With Systainer	\$2215.00

Ready to work dust free?

For a complete system solution that protects your health, maximises the life of your tools and saves you time, pair up your power tool with a Festool Dust Extractor.



Festool Domino Trim Stop for DF 500 / DF 700 Domino Machines

The Festool DOMINO Trim Stop Attachment allows mortises to be cut with accuracy and repeatability in the ends of narrow workpieces. IT is designed to be used with workpieces between 22mm and 70mm, and has the ability to be offset, with no tools required to attach it to the Domino cutter. Compatible Tools: DF 500 Domino Joining Machine.

ITEM NO.	DETAILS	PRICE
FE-493487		\$98.00



Festool Cross Stop for DF500 / DF700 Domino Machines

Use the Festool Domino Cross Stop Attachment to get consistently spaced mortises, between 100mm and 205mm apart. No tools are required to attach the stop to the Domino tool. Compatible Tools: DF 500 Domino Joining Machine.

ITEM NO.	DETAILS	PRICE
FE-498590		\$108.00



Festool Domino Cutter to suit DF 500 Domino

Replacement cutters for the Festool DOMINO 500 machine.

ITEM NO.	DIA.	PRICE
FE-495663	4mm	\$71.00
FE-493490	5mm	\$71.50
FE-493491	6mm	\$72.50
FE-493492	8mm	\$73.50
FE-493493	10mm	\$77.50



Festool Domino Beech Starter Systainer

The Festool Domino Tenon Assortment Pack is a great way to get into using a new Domino, or for someone regularly using a variety of different sized Dominos. Coming in a Systainer (SYS 2 T-LOC), the 1060 tenons have their own storage. Assortment includes 5 Cutters, Domino Assortment Systainer

(SYS 2 T-LOC), and 1060 tenons. Tenon assortment: 4 x 20mm (450) 5 x 30mm (225) 6 x 40mm (150) 8 x 40mm (100) 8 x 50mm (75) 10 x 50mm (60) Cutter assortment: D4mm (1) D5mm (1) D6mm (1) D8mm (1).

ITEM NO.	DETAILS	PRICE
FE-498899	Set - 4-10mm	\$307.50



Festool Beech Dominos

The Festool Beech Domino is made from solid Beech hardwood giving strength and stability to any joint. The flat shape prevents any twisting or rotation in the joint alignment will be perfect every time. Beech timber used will

not expand or telegraph through the joint, features glue pockets to allow glue movement throughout the joint, and is 2mm shorter than the nominal length, also allowing for glue movement. Ideal for furniture, cabinetmaking, casing, frame work and custom bespoke designs requiring strong concealed joints. Compatible Tools: DF 500 Domino Joining Machine.

ITEM NO.	SIZE	PACK QTY.	PRICE
FE-495661	4mm x 20mm	Pack of 450	\$36.00
FE-494938	5mm x 30mm	Pack of 300	\$36.00
FE-493296	5mm x 30mm	Pack of 1800	\$161.50
FE-494939	6mm x 40mm	Pack of 190	\$36.00
FE-493297	6mm x 40mm	Pack of 1140	\$161.50
FE-203175	8mm x 36mm	Pack of 130	\$36.00
FE-494940	8mm x 40mm	Pack of 130	\$36.00
FE-493298	8mm x 40mm	Pack of 780	\$161.50
FE-494941	8mm x 50mm	Pack of 100	\$36.00
FE-493299	8mm x 50mm	Pack of 600	\$161.50
FE-494942	10mm x 50mm	Pack of 85	\$36.00
FE-493300	10mm x 50mm	Pack of 510	\$161.50



Festool Domino 15mm Drilling Template for DF 500

DOMINO connector fasteners allow you to smoothly assemble and disassemble furniture panels and more with minimal time and effort. The drill

template is required for drilling holes for the Domino Beech Tenons 8 mm x 36 mm (tenons sold separately). Adapted to Festool D15 hinge location cutter sold separately. For use with the DOMINO DF 500 Joining Machine.

ITEM NO.	DETAILS	PRICE
FE-203164		\$125.00



Festool Domino Hinge Location Cutter for DF 500

DOMINO connector fasteners allow you to smoothly assemble and disassemble furniture panels and more

with minimal time and effort. The Domino 500 Hinge Location Cutter 15 mm is required for drilling holes for the Domino Beech Tenons 8 mm x 36 mm (tenons sold separately). Adapted to the Festool Domino 500 Drilling Template 15 mm which is sold separately. For use with the DOMINO DF 500 Joining Machine.

ITEM NO.	DETAILS	PRICE
FE-203165		\$92.50



Festool Domino Corner Joint Connector KV 8mm for DF 500

DOMINO connector fasteners allow you to smoothly assemble and dis-

assemble furniture panels and more with minimal time and effort. The Domino 500 Corner Connector is positioned both in the cupboard panel and the base of the structure with the use of the DOMINO DF 500 Joining Machine. Routing and cutting tolerances of up to 1.4 mm are compensated for without problems by the fixture. The new detachable DOMINO basic structure connectors and furniture connectors are perfectly suited for a panel thickness of 18 mm to 28 mm. Create 50 corner joints. For use with the DOMINO DF 500 Joining Machine.

ITEM NO.	DETAILS	PRICE
FE-203166	50 Pack	\$185.00



Festool Domino LR32 Cabinet Connector KV 8mm for DF 500

DOMINO connector fasteners allow you to smoothly assemble and

disassemble furniture panels and more with minimal time and effort. Festool's LR 32 adjustable shelving system allows quick and precise hole placement without time consuming measuring and marking. The DOMINO LR32 Corner Connector is positioned both in the cupboard panel in a 5mm hole and the base of the structure with the use of the DOMINO DF 500 Joining Machine. Routing and cutting tolerances of up to 1.4 mm are compensated for without problems by the fixture. The new detachable DOMINO basic structure connectors and furniture connectors are perfectly suited for a panel thickness of 18 mm to 28 mm. Creates 25 centre panel joints. For use with the DOMINO DF 500 Joining Machine.

ITEM NO.	DETAILS	PRICE
FE-203168	50 Pack	\$145.00



Festool Domino Centre Panel Connector MSV 8mm for DF 500

DOMINO connector fasteners allow you to smoothly assemble and dis-

assemble furniture panels and more with minimal time and effort. The DOMINO Centre Panel Connector is positioned both in the cupboard panel and the base of the structure with the use of the DOMINO DF 500 Joining Machine. Routing and cutting tolerances of up to 1.4 mm are compensated for without problems by the fixture. The new detachable DOMINO basic structure connectors and furniture connectors are perfectly suited for a panel thickness of 18 mm to 28 mm. Creates 25 centre panel joints. For use with the DOMINO DF 500 Joining Machine.

ITEM NO.	DETAILS	PRICE
FE-203167	25 Pack	\$130.00



Festool Domino LR32 Centre Panel Connector MSV 8mm for DF 500

DOMINO connector fasteners allow

you to smoothly assemble and disassemble furniture panels and more with minimal time and effort. Festool's LR 32 adjustable shelving system allows quick and precise hole placement without time consuming measuring and marking. The DOMINO LR32 Centre Panel Connector is positioned both in the cupboard panel in a 5mm hole and the base of the structure with the use of the DOMINO DF 500 Joining Machine. Routing and cutting tolerances of up to 1.4mm are compensated for without problems by the fixture. The new detachable DOMINO basic structure connectors and furniture connectors are perfectly suited for a panel thickness of 18mm to 28mm. Creates 25 centre panel joints. For use with the DOMINO DF 500 Joining Machine.

ITEM NO.	DETAILS	PRICE
FE-203169	25 Pack	\$120.00



Festool Domino Cover Cap for DF 500

Plastic cover caps used for covering the DOMINO D8 mm joint fixture. For use with the DOMINO DF 500 joining machine.

ITEM NO.	COLOUR	DIA.	PRICE
FE-203171	Brown	15mm	\$12.50
FE-203172	Silver	15mm	\$23.00
FE-203173	White	15mm	\$12.50
FE-203174	Grey	15mm	\$12.50



Festool Domino Connector Assortment System for DF 500

The Domino connection System provides all parts of the Domino 500 connector system including all the D8 connectors, the associated drill template, the hinge location cutter and the

cover caps, so is a good place to start to test it or set yourself up. Routing and cutting tolerances of up to 1.4mm are compensated for without problems by the fixture. The new detachable DOMINO basic structure connectors and furniture connectors are perfectly suited for a panel thickness of 18mm to 28mm. For use with the DOMINO DF 500 Joining Machine.

ITEM NO.	DETAILS	PRICE
FE-203170		\$549.00

POWER TOOLS & ACCESSORIES

MITRE SAWS



Festool Kapex Mitre Saw KS-120EB

The KAPEX Sliding Compound Mitre Saw is a true example of Festool's innovation. It's unique design allows maximum cutting capacity of the 10 inch saw blade, enabling you to cut 120 mm high skirting boards at their finished angle. Dual line laser beams clearly mark the exact width of the cut for positioning the work piece from the left or right. Fine adjustments give

millimetre precision for angle and bevel cuts and the twin sliding rails ensure smooth guidance of the saw blade for the perfect cut. The compact design means no space is required behind the saw, allowing you to work easily in restricted spaces.

ITEM NO.	DETAILS	PRICE
FE-561288		\$1975.00



Festool KS 120 Mobile Trolley with Trimming Attachments

Rugged, mobile base provides the foundation for precise and efficient material processing on the jobsite or in the shop. Designed for fast and simple setup and breakdown, the UG stand is built for maximum mobility. Includes two folding extensions (left and right) with tool free connection to the Kapex. Provides stock support with integrated

flip stop, measurement scale and adjustable leg. Expands from 1480 mm to 2400 mm includes metric scale..

ITEM NO.	DETAILS	PRICE
FE-497354		\$1125.00



Festool 260mm Saw Blades

These saw blades are manufactured from high quality metal for perfect cuts and a long service life. Cutting angle and tooth shapes are adapted to the application and machine. All blades have a 30mm bore.

Key: K = Kerf (mm), T = Teeth

ITEM NO.	DETAILS	K	T	PRICE
FE-494605	Fine-Cut for Veneered and Coated Panels, Wood and MDF	2.5	80	\$321.00
FE-494604	Medium-Cut for Wood, Building Panels and Soft Plastics	2.5	60	\$270.00
FE-494607	For Aluminium Panels and Profiles, Hard and Fibre Reinforced Plastics	2.4	68	\$255.00

Need something more compact?

Visit carbatec.com.au for more Kapex Mitre Saw models and accessories.



CIRCULAR SAWS



Festool TS 55R 160mm Plunge Cut Circular Saw

The Festool TS 55R 160mm Plunge Cut Circular Saw has set a standard. It is lighter, and features not seen on other saws. The ergonomics this saw has makes using this saw, something that is easy to do, does not cause fatigue, and is enjoyable. The electronics offers soft start, and a constant speed under

load, with the slip clutch limiting the chance of kickback and blade wear, gear case and motor. It fits into the track, and glides easily making cutting to either a shallow or deep depth of cut effortlessly, whether cutting at 90° or even when set to another angle. Attaching a Festool Dust Extractor, the work environment is kept clean making this a saw that can be used in areas that require dust kept to a minimum.

Includes: Saw, Blade, Splinterguard and Systainer.

ITEM NO.	DETAILS	PRICE
FE-561555		\$979.00



Festool TS 55R 160mm Plunge Cut Circular Saw with 1400mm Rail

More versatile for even closer cuts. The TS 55 Plunge Cut Saw has redefined the standard. Lighter weight, easier operation and precise accuracy makes

your daily work quicker, easier and more enjoyable. MMC electronics provide soft start-up and constant speed under load, while the slip clutch minimises risk of kickback and wear on the blade, gear case and motor. The saw sits easily on a guide rail for perfect straight guidance and exact cuts, even on an angle. The attachable splinterguard ensures cuts are completely splinter free on both sides. When using a Festool Dust Extractor with the saw, dust is removed immediately providing a clear view of the job and reduced cleanup time. The saw is covered by Festool's comprehensive 3-year warranty.

Includes: Saw, Blade, Splinterguard, Rail and Systainer.

ITEM NO.	DETAILS	PRICE
FE-561655		\$1089.00



Festool TSC 55 160mm 18V Plunge Saw Basic with FS Rail

Cut a wide range of building materials including timber, particleboard, MDF, cement sheet products, even aluminium - quickly, accurately and without mess using the cordless TSC 55

Plunge Cut Saw which has an impressive speed of 5,200 revolutions per minute, allowing for perfect cut quality and fast working. It can operate with two 18V battery packs for maximum power or one 18V battery pack for low weight flexibility and featuring MMC electronics provide soft start up and constant speed under load. The saw sits easily on a guide rail for perfect straight guidance and exact cuts, even on an angle, with an attachable splinterguard ensuring cuts are completely splinter free on both sides. Pair this with a Festool Dust Bag or Dust Extractor and dust will be removed immediately for a clear view of the cut and reduced clean up time.

Includes: Saw, Blade, Splinterguard, Dust Catcher, Rail and Systainer (Battery and Charger Sold Separately).

ITEM NO.	DETAILS	PRICE
FE-575763		\$909.00

POWER TOOLS & ACCESSORIES



Festool TSC 55 160mm 18V Plunge Saw 5.2Ah 30min Charge

Cut a wide range of building materials including timber, particleboard, MDF, cement sheet products, even aluminium - quickly, accurately and without mess using the cordless TSC

55 Plunge Cut Saw which has an impressive speed of 5,200 revolutions per minute, allowing for perfect cut quality and fast working. It can operate with two 18V battery packs for maximum power or one 18V battery pack for low weight flexibility and featuring MMC electronics provide soft start up and constant speed under load. The saw sits easily on a guide rail for perfect straight guidance and exact cuts, even on an angle, with an attachable splinterguard ensuring cuts are completely splinter free on both sides (not Included). Pair it with a Festool Dust Bag or Dust Extractor and dust will be removed immediately for a clear view of the cut and reduced clean up time.

Includes: Saw, Blade, Splinterguard, Dust Catcher, 2 x 5.2Ah Batteries, Charger, Systainer.

ITEM NO.	DETAILS	PRICE
FE-575764		\$1177.00



Festool TSC 55 160mm 18V Plunge Saw 5.2Ah 30min Charge FS Rail

Cut a wide range of building materials including timber, particleboard, MDF, cement sheet products, even aluminium - quickly, accurately and without

mess using the cordless TSC 55 Plunge Cut Saw which has an impressive speed of 5,200 revolutions per minute, allowing for perfect cut quality and fast working. It can operate with two 18V battery packs for maximum power or one 18V battery pack for low weight flexibility and featuring MMC electronics provide soft start up and constant speed under load. The saw sits easily on the included 1400mm guide rail for perfect straight guidance and exact cuts, even on an angle, with an attachable splinterguard ensuring cuts are completely splinter free on both sides. Pair it with a Festool Dust Bag or Dust Extractor and dust will be removed immediately for a clear view of the cut and reduced clean up time.

Includes: Saw, Blade, Splinterguard, Dust Catcher, Rail, 2 x 5.2Ah Batteries, Charger and Systainer.

ITEM NO.	DETAILS	PRICE
FE-575765		\$1287.00



Festool HKC 55 160mm 18V Circular Saw Basic with FSK Rail

Achieve quick and easy cross cuts with the unique FSK 420mm cross cutting guide rail, from cutting rafters and beams to ripping and trimming, cutting melamine shelving, plumb cuts

and birds mouth applications, this will be your go to saw. It will even do intricate plunge cuts for sink cut outs or vents. The combination of 18V battery and a brushless EC-TEC motor ensures impressive cutting performance. To enable an unrestricted view of the saw blade, the protective pendulum hood can be moved back from the front handle to release the saw blade.

Includes: Saw, Blade, Cross-Cut Rail, Systainer (Battery and Charger Sold Separately).

ITEM NO.	DETAILS	PRICE
FE-575760		\$799.00



Festool HKC 55 160mm 18V Circular Saw 5.2Ah 30min Charge

Achieve quick and easy cross cuts with the unique FSK cross cutting guide rail that are available in 3

250mm, 420mm, 670mm lengths. From cutting rafters and beams to ripping and trimming, cutting melamine shelving, plumb cuts and birds mouth applications, this will be your go to saw. It will even do intricate plunge cuts for sink cut outs or vents. The combination of 18V battery and a brushless EC-TEC motor ensures impressive cutting performance. To enable an unrestricted view of the saw blade, the protective pendulum hood can be moved back from the front handle to release the saw blade.

Includes: Saw, Blade, 2 x 5.2Ah Batteries, Charger and Systainer.

ITEM NO.	DETAILS	PRICE
FE-575761		\$957.00



Festool HKC 55 160mm 18V Circular Saw 5.2Ah 30min Charge FSK

Achieve quick and easy cross cuts with the unique FSK 420mm cross cutting guide rail, from cutting rafters and beams to ripping and trimming, cutting melamine shelving, plumb cuts

and birds mouth applications, this will be your go to saw. It will even do intricate plunge cuts for sink cut outs or vents. The combination of 18V battery and a brushless EC-TEC motor ensures impressive cutting performance. To enable an unrestricted view of the saw blade, the protective pendulum hood can be moved back from the front handle to release the saw blade.

Includes: Saw, Blade, Cross-Cut Rail, 2 x 5.2Ah Batteries, Charger and Systainer.

ITEM NO.	DETAILS	PRICE
FE-575762		\$1177.00



Festool TS 75 210mm Plunge Cut Circular Saw

The Festool TS 75 210mm Plunge Cut Circular Saw is like no other. Its features are easy to use and adjust, and is compatible to a wide variety of accessories including a variety in sizes of tracks and clamps, guides and dust

extraction. The standard fitted universal 36 tooth blade is a high quality blade capable of most jobs required of it. Other more specific blades can quickly be fitted to get a cut depth of 75mm by using the FastFix blade change system for cutting materials such as fibre cement sheet, laminates, timbers and steels/aluminiums. Using the right blade for the right job will extend the life of the blade and the tool. When using a guide rail, use the zero-plat adjustments to ensure a snug fit, reducing the chance of any sideways play affecting the end result. The superior dust extraction that Festool uses on all of its saws is once again fitted to aid in keeping your workplace free of dust, whether you are working in the workshop, or jobsite where dust control is imperative. The saw is covered by Festool's comprehensive 3-year warranty.

Includes: Saw, Blade, Splinterguard, Kickback Stop and Systainer.

ITEM NO.	DETAILS	PRICE
FE-561440		\$1399.00

POWER TOOLS & ACCESSORIES

CIRCULAR SAWS



Festool TS 75 210mm Plunge Cut Circular Saw with 1400mm Rail

The Festool TS 75 Plunge Cut Saw has features other saws do not offer, one of which is a huge 75mm depth of cut. Festool's FastFix blade

change system enables the blade to be changed in only a few steps, and quickly so there is less down time, but more importantly, the correct blade is being used for the right job. A splinterguard can be fitted when cutting materials such as melamine that then to breakout as the blade cuts through the top surface. The splinterguard eliminates this chip-out, leaving a crisp cut ready for use. The fast acting break ensures the blade stops quickly, making for a safer work environment. The easy to use depth control allows the blade to be set to a specific depth to achieve the best cut possible by engaging as many teeth as possible at any one time. The powerful 1600W motor can cope cutting may different materials, including cement sheeting and steel up to 3mm. The saw is covered by Festool's comprehensive 3-year warranty.

Includes: Saw, Blade, Splinterguard, Kickback Stop, Rail and Systainer.

ITEM NO.	DETAILS	PRICE
FE-561512		\$1509.00



Triton 235mm Precision Circular Saw

The Triton Precision Circular Saw has a host of features, making this ideal for cutting in or out of a Triton Workcentre.

Locating holes in the base of the saw means when fitting to the Workcentre saw chassis, the saw can be adjusted

so it exactly parallel to the fence and mitre slot, this is paramount for safety and accuracy of cut.

An amazing 82mm depth of cut at 90° enabling thicker material to be cut. The depth of cut is controlled by a rack and pinion which makes adjusting the height so simple, especially when fitted into the Workcentre. The micro depth adjusting knob allows to 6mm of travel allowing that exact depth of cut to be achieved with accuracy.

ITEM NO.	DETAILS	PRICE
TRI-TA235CSL		\$359.00



Festool 160mm Saw Blades to Suit TS 55 Models

These saw blades are manufactured from high quality metal for perfect cuts and a long service life. Cutting angle and tooth shapes are adapted to the application and machine. 160mm diameter and 20mm bore.

Key: K = Kerf (mm), T = Teeth

ITEM NO.	DETAILS	K	T	PRICE
FE-491952	Clean Cut in Timber, MDF and Ply	2.2	48	\$103.50
FE-496301	Fast Cut in Timber	2.2	12	\$73.50
FE-496302	Medium Cut in Wood, Building Panels and Soft Plastics	2.2	28	\$84.50
FE-496308	For Processing Laminated Floors and Polymer Materials (Corian, Varicor)	2.2	48	\$163.00
FE-496306	For Aluminium Panels, Profiles and Fibre Reinforced Plastics	2.2	52	\$163.00



Festool 160mm Saw Blades to Suit HK 55 & HKC 55 Models

These saw blades are manufactured from high quality metal for perfect cuts and a long service life. Cutting angle and tooth shapes are adapted to the application and machine.

Key: K = Kerf (mm), T = Teeth

ITEM NO.	DETAILS	K	T	PRICE
FE-500460	Fast Cuts in Wood and Panels	1.8	12	\$83.50
FE-500459	Ripping and Cross-Cutting Wood and Panels	1.8	32	\$97.00
FE-491952	Clean Cut in Timber, MDF and Ply	2.2	48	\$103.50
FE-496302	Medium Cut in Wood, Building Panels and Soft Plastics	2.2	28	\$84.50
FE-496308	For Processing Laminated Floors and Polymer Materials (Corian, Varicor)	2.2	48	\$163.00
FE-496306	For Aluminium Panels, Profiles and Fibre Reinforced Plastics	2.2	52	\$163.00



Festool 210mm Saw Blades to Suit TS 75 Models

These saw blades are manufactured from high quality metal for perfect cuts and a long service life. Cutting angle and tooth shapes are adapted to the application and machine.

Key: K = Kerf (mm), T = Teeth

ITEM NO.	DETAILS	K	T	PRICE
FE-493199	Fine Cut in Wood, Veneered and Coated Panels and MDF	2.4	52	\$145.00
FE-493201	For Aluminium Panels, Profiles and Hard or Fibre Reinforced Plastics	2.4	72	\$229.00



Festool 190mm Saw Blade for CS 50 Saw

These saw blades are manufactured from high quality metal for perfect cuts and a long service life. Cutting angle and tooth shapes are adapted to the application and machine.

Key: K = Kerf (mm), T = Teeth

ITEM NO.	DETAILS	K	T	PRICE
FE-492048	For Medium Cuts in Wood, Building Panels and Soft Plastic	2.6	32	\$138.00
FE-492050	For a Fine Cut in Veneered and Coated Panels, Wood and MDF	2.4	48	\$163.00



Festool Guide Rail Kickback Stop

Affixing to the rib or guide on top of the Festool FS Guide Rail, the kickback stop can be used to provide secure stop points for repetitive cutting and for routing with most Festool routers. With a seamless fit to the rear of the TS plunge cut saw's sole plate, the limit stop also helps reduce the risk of kickbacks for plunge cut starts.

ITEM NO.	DETAILS	PRICE
FE-491582		\$41.00

POWER TOOLS & ACCESSORIES



Festool Dust Cover to suit TS 55 Plunge Cut Saw

The Dust Cover Plate is quick and easy to attach and visibly improves dust extraction for the TS 55 Plunge Cut Saw by enclosing the blade housing. The Dust Cover Plate can also be used as a false joint set for increased cutting accuracy.

ITEM NO.	DETAILS	PRICE
FE-491750		\$108.50



Festool Hose Deflector

Prevents suction hoses and cables from catching on the end of your guide rail.

ITEM NO.	DETAILS	PRICE
FE-489022		\$10.00



Festool Dust Catcher Bag

The Festool dust collection bag keeps your work space clean, collects virtually all chips and dust, and ensures maximum mobility. It folds down for space saving transportation and comes with dust cap. The bag is suitable for all woods.

ITEM NO.	DETAILS	PRICE
FE-500393		\$74.50




Festool Splinterguard for TS 55 & TSC 55

Achieve splinter free cuts on both sides of the blade by using the off cut side splinterguard in conjunction with the integrated guide rail splinterguard. For best results, replace Splinterguard

when switching between different saw blades. Festool Splinterguards attach easily to both the TS 55 and TSC 55 Plunge Cut Saws.

ITEM NO.	DETAILS	PRICE
FE-499011		\$31.00




Festool Guide Rail

The Festool Guide Rail is the ideal way to cut or rout straight lines. Its durable anodized aluminium construction has tracks that can take clamps for clamping it down, or fit connectors to join to a second track, therefore extending the length. The non-skids

rubber strips on the underneath side prevents movement during cutting, with the integrated splinterguard aiding to align the cut each time perfectly. The integrated splinterguard is cut the first time the rail is used by the saw, so lining up the rail is just a matter of positioning it to a mark, clamping and cutting, all while preventing chipping.

ITEM NO.	DETAILS	PRICE
FE-491499	800mm	\$139.00
FE-491498	1400mm	\$215.00
FE-491503	1900mm	\$375.00
FE-491502	2400mm	\$565.00
FE-491937	2700mm	\$615.00
FE-491501	3000mm	\$715.00



Festool Guide Rail Connector

Allows you to connect guide rails when working with long workpieces. Two Connectors are required for the new style Festool Guide Rails FS/2.

ITEM NO.	DETAILS	PRICE
FE-482107	Sold Individually	\$30.00



Festool Fastening Clamps

The Festool Adjustable Clamps are a vital part of both the MFT (Multifunction Table) and the Guide Rail system. Fit the clamp into the holes in the MFT to hold workpieces from moving, or the guide rails, again to keep them from moving, making working safe.

ITEM NO.	DETAILS	PRICE
FE-489570	Pair of 120mm Clamps	\$60.00
FE-489571	Pair of 300mm Clamps	\$87.50



Festool Fastfix Adjustable Clamp

The Festool 160mm Fastfix Adjustable Clamp is a great addition to the MFT (Multi-Function Table) or guide rail system, allowing for safety and convenience. The clamp feeds through the holes in the Multi-Function Table holding a workpiece securely or into the slot in the guide rail holding it safely and securely while cutting or routing is done. The ratcheting action provides

amazing gripping strength up to 168mm.

ITEM NO.	DETAILS	PRICE
FE-491594		\$80.00



Festool Quick Action Clamp FS-RAPID/1

The Guide Rail Rapid Clamp Set is a super-fast method of clamping guide rails to sheet material. Mounting to the bottom t-slots, there is infinite clamping adjustability using the one-handed trigger action grip.

ITEM NO.	DETAILS	PRICE
FE-489790		\$94.50



Festool Guide Rail Accessory Starter Set

The Festool Guide Rail Accessory Starter Set is the ideal place to start for anyone getting into cutting with a Festool saw. From clamps to hold a Guide Rail from moving to the connectors to join two Guide Rails together, this set has it all nicely contained in a SYSTAINER for convenience and storage. The included Angle unit allows the quick set up of angles to the edge

of the workpiece, with the kit even provided with a replacement splinter guard and hose and cord deflector. This all allows for splinter free cutting in sheet material such as laminate and melamine with repeatable results.

ITEM NO.	DETAILS	PRICE
FE-497657		\$299.00

POWER TOOLS & ACCESSORIES

CIRCULAR SAWS



Festool Guide Rail Bag FS-BAG

Protect your guide rail with the Festool Guide Rail Bag. This is a nylon bag with shoulder straps and carries up to two 1400mm or shorter rails.

ITEM NO.	DETAILS	PRICE
FE-466357		\$99.00



Festool Replacement Splinterguard for Guide Rails

Festool Replacement Splinterguard for Guide Rails - 1400mm Clear splinterguard enhances visibility of cut line. A fresh splinterguard can be matched

perfectly to the saw blade; providing precise alignment to your cut line; saving valuable set up time. A fresh splinterguard is the best protection against tear out; for cuts both with the grain and across. Change your splinterguard if you are switching between different blades or different saws; ensuring a precise match.


ITEM NO.	LENGTH	PRICE
FE-495207	1400mm	\$27.00
FE-495209	5000mm	\$67.50



Festool FS Guide Rail Adhesive Cushion Strip

Replacement non-slip adhesive strips for Guide Rails. Helps deliver consistent and accurate cutting results without the need for clamps, especially on smooth materials such as sheet goods. Includes one 10 m roll.

ITEM NO.	DETAILS	PRICE
FE-485724	10 Metre	\$44.00



Festool Guide Rail for 420mm Cross Cuts FSK 420

The Festool Guide Rail for Cross Cuts is an ideal choice when a mitre saw is not an option, in situations such as rafters, scaffolding, roofs or anywhere that is inaccessible to larger tools. For a safe cut, clamp the rail to the workpiece to prevent any chance of it moving through the cut. Use it for cuts up to 420mm on materials up to 50mm thick.

ITEM NO.	DETAILS	PRICE
FE-769942		\$305.00



Festool Guide Rail Bag for 250/420mm Cross Cut Rail

Protect your guide rail with the Festool Guide Rail Bag. This is a nylon bag with shoulder straps and carries a

250mm/420mm, protecting it from possible scratches and dents.

ITEM NO.	DETAILS	PRICE
FE-200160		\$109.00

PORTABLE DUST EXTRACTORS



Festool Mobile Dust Extractor CT 17 WDS AUS

The Festool CT 17 L Class Workshop Dust Extractor with cleaning kit is a small and compact unit yet is big on performance and has been designed so it can be used in many different applications. Featuring the same Power ON/Off switch the other Festool vacuums have, when a power tool is

plugged into it (to a 1200W), and is switched on, the vacuum starts up, and remains on for a few seconds after the tool has been turned off to get that last bit of dust that is often missed by turning off at the same time as the tool. Highly manoeuvrable, with two pivoting front wheels, and capable of both wet and dry extraction, this is the ideal dust extractor for the workshop or jobsite. The extractor is covered by Festool's comprehensive 3-year warranty. Included: Basic cleaning attachment set, Suction hose diameter 36mm x 3.5m, Rotary connection hubs, Filter bag.

ITEM NO.	DETAILS	PRICE
FE-574869		\$449.00



Festool CTL 10 MINI Dust Extractor Set

The Festool CTL MINI dust extractor is the ideal companion for assembly, installation or renovation work. Compact and lightweight, its clever flat filter design maximises the volume of dust that can be held while maintaining high suction power making it perfect for final onsite cleaning of dust or liquids. The adjustable suction

efficiently removes all dust produced with sawing, sanding and routing work. The switch on/shut off function allows the extractor to turn on and off automatically. The CTL MINI provides simpler connection with the SYS T-LOC system. Approved for dust class L, the CT MINI can also be fitted with a HEPA filter (optional). Festool's CT MINI promises healthy, dust free working conditions at every job.

ITEM NO.	DETAILS	PRICE
FE-574870		\$875.00



Festool CTL 15 MIDI Dust Extractor Set

Festool's CTL MIDI extractor is the ideal companion for assembly, installation or renovation work. It is both compact and lightweight, with a clever flat filter design maximises the volume of dust that can be held while maintaining high suction power, making it perfect for final onsite cleaning of dust or liquids. The adjustable suction efficiently

removes all dust produced with sawing, sanding and routing work, and the switch on/shut off function allows the extractor to turn on and off automatically. The CTL MIDI provides simpler connection with the SYS T-LOC system. Festool's CTL MIDI promises healthy, dust free working conditions at every job, being approved for dust class L and with the option of fitting a HEPA filter.

ITEM NO.	DETAILS	PRICE
FE-574871		\$926.00

POWER TOOLS & ACCESSORIES



Festool CTL 26 HEPA Dust Extractor

The CTL 26 Festool dust extractor guarantees efficient dust and chip extraction. Extremely important for sawing, sanding or routing work at assembly occasions or in the workshop. Includes optimised SYS-Dock with quick release cord holder and T-LOC function for convenient connection of

the SYSTAINER to the mobile dust extractor. Features a new suction hose for perfect gliding over edges, improved handling and longer life. Compact and lightweight, it's clever flat filter design maximises the volume of dust that can be held while maintaining high suction power. Suction power is adjustable and the switch on/shut off function allows the extractor to turn on automatically when required and turn off when not. Approved for dust class L and with the option of fitting air modules, Festool's CT HEPA promises healthy, dust free working conditions at every job. Can be retro-fitted with a Bluetooth module to allow the extractor to be controlled via the remote control on the suction hose. Included: Self cleaning filter bag, Cleaning attachment set, Antistatic suction hose diameter 27mm x 3.5m long Integrated hose garage, Extractor machine.

ITEM NO.	DETAILS	PRICE
FE-574931		\$1199.00



Festool CTL SYS Dust Extractor

Festool has now incorporated dust extraction into a Systainer, the Festool CTL SYS Mobile Dust Extractor is lightweight, small in size and very reliable. Being Systainer size, it clips together with other Systainers in a tower for easy storage and transportation.

There is no longer a reason not to use dust extraction, especially on-site due to its portability. The extractor is covered by Festool's comprehensive 3-year warranty. Included: Fitted filter bag, Suction hose diameter 27 x 3 m-AS with angle rotating adapter on the extractor side, Hose holder, Sys-Dock with T-LOC function, Upholstery nozzle D 36 PDCrevise nozzle D 36 FD-150SYS-CT carrying belt.

ITEM NO.	DETAILS	PRICE
FE-584177		\$630.00



Festool Suction Hose

The Festool Hose is designed as an economical option for use with non-antistatic dust extraction systems or vacuums. It helps you work safely by preventing static discharge or shocks.

ITEM NO.	DETAILS	PRICE
FE-452877	27mm x 3.5m	\$139.00



Festool Anti-static Suction Hose

The Festool 27mm x 3.5m Anti-static Suction Hose will help you work safer and cleaner. Static buildup is caused by the friction of dust particles as they pass through the hose. Its design reduces the build up of dust on both the inside and outside of the hose, build

up on the inside can clog up the hose. Preventing static build up also has the added advantage of eliminating the chance of static discharge or shocks. The hose itself is durable and kink resistant so it will stand up to extended use and work efficiently.

ITEM NO.	DETAILS	PRICE
FE-452878	27mm x 3.5m	\$226.50



Festool Anti Static Plugit Suction Hose D 27mm / 22mm

A 3 in 1 combination of smooth, robust protective cover, anti-static suction hose and plugit cable, temperature resistant to +70°. Suitable for use

with Festool power tools and cleaning accessories, particularly useful for sanding applications. Features a rotating adapter and reducing sleeve with bayonet fitting and a length of 3.5m.

ITEM NO.	DETAILS	PRICE
FE-200050	3.5m	\$335.00



Festool 36mm Plastic 270mm Floor Nozzle Set

Festool D36 Plastic floor nozzle with 3 replaceable inserts, compatible with D27 and D36. Brush insert, tile cleaning insert, carpet cleaning insert.

ITEM NO.	DETAILS	PRICE
FE-452906		\$83.00



Festool Basic Cleaning Set

The Festool Basic Cleaning Set is made up of two cleaning heads and a narrow nozzle as a replacement for a standard set. Included: Crevice nozzle D 36 FD-210Upholstery nozzle D 36 PDSuction brush D36 SP.

ITEM NO.	DETAILS	PRICE
FE-492392		\$25.00



Festool 36mm Plastic 300mm Floor Nozzle

Festool floor nozzle with 2 castors and 2 brush inserts, compatible with D27 and D36.

ITEM NO.	DETAILS	PRICE
FE-452907		\$91.50



Festool 36mm Plastic Crevice Nozzle 300mm

Made from plastic, compatible with D27 and D36, 300mm in length for getting into smaller spaces.

ITEM NO.	DETAILS	PRICE
FE-452904		\$25.00



Festool Universal Brush Nozzle 27mm / 36mm

Keep your work environment as clean as your working results with Festool dust extraction accessories. The dust extraction universal brush nozzle with brush ring and rotary hinge for removing dust without leaving marks on sensitive surfaces. Suitable for all Festool dust extractors, for use with a suction hose with a diameter of 27mm / 36mm.

ITEM NO.	DETAILS	PRICE
FE-498527		\$33.50

POWER TOOLS & ACCESSORIES

PORTABLE DUST EXTRACTORS



Festool 36mm Plastic Suction Brush

Keep your work environment as clean as your working results with Festool dust extraction accessories. The dust extraction suction brush with bristles removes dust without leaving marks on sensitive surfaces. Suitable for all

Festool dust extractors, using a suction hose with a diameter of 27mm / 36mm.

ITEM NO.	DETAILS	PRICE
FE-440404		\$29.00



Festool Anti Static Reducing Sleeve for Extractor - 27mm/36mm

Use this anti static reducing sleeve to connect a 36mm suction hose with a 27mm suction hose.

ITEM NO.	DETAILS	PRICE
FE-768135		\$44.00



Festool Reducing Sleeve - 36-27mm

For suction hose D 36; for reducing to D 27 (on the power tool side).

ITEM NO.	DETAILS	PRICE
FE-498528		\$36.50



Festool Anti Static Reducing Sleeve for Tool 27mm/36mm

For use with all Festool power tools with a dust extraction connection diameter of 27mm/36mm. Use this reducing sleeve to connect your power

tool or a cleaning device (floor nozzle) to an integrated plug-it suction hose.

ITEM NO.	DETAILS	PRICE
FE-500668		\$45.00



Festool 50mm Anti-Static Y-piece for Dual Extraction Hoses

The Festool 50mm Anti-Static Y-piece for Dual Extraction Hoses can be used with hose sizes 27mm, 36mm and 50mm, making capturing dust from two sources from the one machine possible.

ITEM NO.	DETAILS	PRICE
FE-452898		\$98.00



Festool Dust Removal Nozzle

Connected to an efficient shop-vac, the dual chamber and foam base together hold the drill guide firmly to most surfaces, even if uneven. Ideal for drilling into floors, walls and ceilings, up to 12mm without any dust..

ITEM NO.	DETAILS	PRICE
FE-500483		\$46.00



Festool Main Filter

The Festool CT MINI/MIDI Extractor Main Filter is a 1 micron standard replacement filter for the CT MINI and CT MIDI extractors. Capturing as much dust as possible at the source is ideal, as removing for the atmosphere when airborne is very difficult and hazard-

ous to anyone in that environment. These filters trap particles down to 1 micron, without clogging, all while maintaining full air flow.

ITEM NO.	DETAILS	PRICE
FE-456790	Suits CT MINI and CT MIDI	\$52.00



Festool CT Extractor Longlife Main Filter

Wood dust is difficult to remove from the workshop, especially once airborne, so eliminating it at the source is the idea. Festool's Longlife Main Filters are a special fold to prevent build-up. Designed to trap particles down to 1

micron while maintaining airflow, allowing you to reach full capacity without clogging or caking.

ITEM NO.	DETAILS	PRICE
FE-452923	Suit CT 11, 22, 33, 44 and 55	\$108.00



Festool CT Extractor Autoclean Main Filter

The Festool CT Extractor Autoclean Main Filter is made of a tougher material than the standard filter to withstand the action of the autoclean feature.

Eliminate dust at the source to prevent sawdust getting into the atmosphere and all over the workshop. Cleaning down to 1 micron, all while still maintaining airflow without clogging.

ITEM NO.	DETAILS	PRICE
FE-496172	Suits CT 26, 36, 48	\$127.50



Festool CT Extractor HEPA Class Main Filter

The Festool CT Extractor HEPA Class Main Filter provides the filtration needed to ensure a clean work environment. HEPA filters capture 99.99% of all sawdust down to 0.3 microns. The term HEPA (High-Efficiency Particulate

Air) has become the new norm for dust collection on the jobsite or in the workshop. The ability to remove sawdust as it is created, makes for a cleaner dust free environment.

ITEM NO.	DETAILS	PRICE
FE-493334	Suits CT 11, 22, 33, 44 and 55	\$184.00



Festool CT 17 Extractor Main Filter

Festool CT 17 Extractor Main Filter for dry extraction.

ITEM NO.	DETAILS	PRICE
FE-769134	Suits CT 17	\$63.50

POWER TOOLS & ACCESSORIES



Festool Extractor Wet Filters

This filter is designed to protect your dust extractor by preventing foam build up from reaching the motor. The open cell foam sponge can be washed and dried quickly after each use.

ITEM NO.	DETAILS	PRICE
FE-456805	Suits CT MINI and CT MIDI	\$27.00
FE-769135	Suits CT 17	\$45.00
FE-496169	Suits CT 26, 36 and 48	\$34.50



Festool Replacement Paper Filter Bags

Replacement paper filter bags.

ITEM NO.	DETAILS	DETAILS	PRICE
FE-452970	Suits CT 22	Pack of 5	\$98.00
FE-452971	Suits CT 33	Pack of 5	\$108.00
FE-769136	Suits CT 17	Pack of 5	\$69.00



Festool Longlife Filter Bags

Manufactured with a non-stick, micro pore plastic lining from high strength, 3 layer polyester fleece, the long life filter bag can be used up to 500 times for extraction of dust types which are not hazardous to health, which saves money on filter bag replacement while offering a convenient and easy means to capture and dispose of large wood

chips. Not recommended for use with the fine dust created by sanding. Integrated cap forms a tight seal during bag removal and disposal, keeping the dust contained and off the floor.

ITEM NO.	DETAILS	PRICE
FE-499704	Suits CT Midi	\$216.00
FE-496120	Suits CT 26	\$360.00
FE-496121	Suits CT 36	\$385.50
FE-500642	Suits CTL SYS	\$153.50



Festool Selfclean Filter Bags

Festool's self-cleaning filter bag allows for optimum usage of filter bag volume and constant suction power. Caking of dust reduces effective suction power dramatically resulting in poor extraction efficiency and performance. The self-cleaning Festool filter bag prevents caking with its unique pliable

fleece material, which means that your Festool dust extractor continues to deliver full suction until the bag is completely full. The filter bag traps dust particles down to 5 microns, reducing wear and tear as well as the expense of frequent filter replacement. The tear resistant material and integrated closure on the bag shuts the opening to prevent spilling.

ITEM NO.	DETAILS	DETAILS	PRICE
FE-498410	Suits CT Mini	Pack of 5	\$42.50
FE-498411	Suits CT Midi	Pack of 5	\$58.50
FE-496187	Suits CT 26	Pack of 5	\$98.00
FE-496186	Suits CT 36	Pack of 5	\$108.00
FE-500438	Suits CTL SYS	Pack of 5	\$37.50



Festool CTL 36 AC Replacement Waste Bags

Disposable waste bag for use with the CTL 36 Auto Clean Dust Extractor. Keep your jobsite cleaner and reduce strain with easy to remove disposable bags. At the same time work cleaner

and more efficiently by keeping easily airborne dust under control.

ITEM NO.	DETAILS	PRICE
FE-496215	Pack of 5	\$93.00



Festool Bluetooth Remote Control Set for CT Extractor

The combination of the Bluetooth module on the CLEANTEC mobile dust extractor and the remote control on the extractor hose saves you a trip

to the extractor. You can start the dust extractor easily with the remote control directly on the hose.

ITEM NO.	DETAILS	PRICE
FE-202097		\$150.00



Festool Remote Control for Bluetooth

Additional remote control for use with Bluetooth module (sold separately) on the CLEANTEC mobile dust extractors. Start your dust extraction easily with the use of a remote control directly on

the hose, making it ideal for brief cleaning between work steps, just switch over to the cleaning mode, even if the dust extractor is in AUTO mode. The Bluetooth module on the dust extractor doesn't just communicate with the new radio remote control, but also with the Festool Bluetooth battery packs. These battery packs mean that the dust extractor will start automatically even when you switch on a cordless tool. So you can now benefit from the entire Festool dust-free system even when working with Festool cordless products.

ITEM NO.	DETAILS	PRICE
FE-202098		\$79.00



Triton Dust Collector Bucket

The Triton Dust Collection Bucket is the answer for small power tools, it has a capacity of 23 litres, so can cope with use for tools from sanders, router tables to other tools with small dust chutes. Having two valves allows one to be shut off when only one hose is being used. The filter mounted in the lid prevents the vacuum from being

filled with saw dust, therefore extending the life of the vacuum, and eliminating the need for dust bags.

ITEM NO.	DETAILS	PRICE
TRI-DCA300		\$89.00

POWER TOOLS & ACCESSORIES

ROUTERS



Festool Router OF 1400 EBQ-Plus AUS

The Festool OF 1400W Plunge Router is probably their most versatile and popular model router, it is powerful enough to cope with most jobs, is light enough to be used handheld, powerful enough to use in a router table, and boasts features that other routers do

not have. Those jigs and jobs that need a guide bush, the copy rings or adaptors connects and disconnects without the need for tools. Router bit change is made easy with the use of the rocker and ratchet, put the spanner on the collet, select either to loosen or tighten the bit and move the spanner back and forth like a socket without the need to remove it several times. The depth control is so very accurate, with height adjustment controlled using the re-settable micro-adjuster. Used with a dust hood and a Festool Dust Extractor, an incredible 99% of all chips can be extracted during edge routing. Connecting to a variety of accessories and jigs, this router can do so much more than it can on its own. The router is covered by Festool's comprehensive 3-year warranty. Included: diameter 1/4 collet diameter 1/2" collet Parallel side fence with fine adjustment, Copy ring diameter 30 mm, Chip deflector, SYS 4 T-LOC systainer, Dust Extraction attachment

ITEM NO.	DETAILS	PRICE
FE-574346		\$1099.00



Festool Router OF 2200 EB-Plus

Nothing is impossible with the Festool OF 2200W Plunge Router, it is their most powerful router and boasts low end torque, high precision routing and an ergonomic build unmatched by other manufacturers. The massive 2200 watts of power used to power this tool will power it through any job, no matter if it used in a table or

handheld. This is a big router, however all easy to use controls are within easy reach while routing, allowing both hands to remain on the handles, so once again Festool has safety covered. Used with a dust hood and a Festool Dust Extractor, an incredible 99% of all chips can be extracted during edge routing. Connecting to a variety of accessories and jigs, this router can do so much more than it can on its own. Included: diameter 1/4 collet, diameter 1/2" collet, Copy ring diameter 30mm, Chip deflector, SYS 4 T-LOC systainer.

ITEM NO.	DETAILS	PRICE
FE-574351	With Systainer	\$1725.00



Triton 1400W Dual Mode Precision Router

Award-winning router with compact and powerful 1400W / 2-1/4hp motor and 8000-21,000rpm electronic speed maintenance under load. Quick-fit pins located in base for rapid fitment to mounting plate. Compatible with the Triton RTA300 router table. Easy-set, direct reading 3-stage turret for precise pre-set cut depths. Single dial switch from plunge to fixed-base router with rack and pinion height adjustment.

ITEM NO.	DETAILS	PRICE
TRI-MOF001		\$419.00



Triton 2400W Dual Mode Precision Router

Powerful 2400W / 3-1/4hp electronically controlled motor. Single spanner 'above table' cutter changing. Automatic shaft lock and power lock-off during cutter change mode. Fast plunge depth adjustment with winder handle and fine depth adjustment with micro winder. Quick switching to conventional plunge mode. Removable plunge spring for easy lifting and adjustment. Effective dust port.

ITEM NO.	DETAILS	PRICE
TRI-TRA001B		\$499.00



Festool Guide Bush Adaptor

Guide bush adaptor allowing a variety of guide bushes to be used in the OF 1400 router.

ITEM NO.	DETAILS	PRICE
FE-493566		\$47.40



Festool Guide Rail Adaptor for use on FS Guide Rail System

Use this Festool Guide Rail Adaptor to connect your OF 1400 Router directly to the FS Guide Rail System for straight guided routing. Supplied with a support foot for the router, so the router sits level, and featuring fine adjustment, allowing precise and fine adjusting down to 1/10mm towards or away from the rail, giving precise adjustment.

ITEM NO.	DETAILS	PRICE
FE-492601		\$132.50



Festool Router Accessory Systainer Set to suit OF 2200

Festool's Router Accessory Systainer Set to suit the larger OF 2200 router has everything that any hobbyist, enthusiast or professional is going to need in order to do medium to advanced routing using their OF 2200 Festool router.

ITEM NO.	DETAILS	PRICE
FE-497655		\$868.50



Festool Multifunction System 700mm Routing Template

Whether cutting out squares, rectangles or circles, the Festool Multifunction System 700mm Routing Template is the best and fastest way to do this. This method replaces cutting a second piece of board and cutting a temporary template that may never be used again. This template can easily and quickly resized again and again, and with the millimetre scale printed on each profile, setting up is easy. Using the tilt protector, the router is secured in place, therefore making the job safer and giving a better end result. This maximum size cutouts achieved are: Max. rectangular cut-out : 600 x 300 mm, Max. circle cut-out diameter : 1200 mm, Included: 2 Angle brackets, Tilt stop, Circle routing insert and Template.

ITEM NO.	DETAILS	PRICE
FE-492611		\$675.00

SANDERS

Sanding is arguably one of the least exciting steps in a woodworking project, but often one of the most important in determining the quality of the final result.

So, choosing the right sander is critical for a great finish. Carbatec stock a large range of sanders, hand-held options can be found in the this section, large floor-mounted can be found in the machinery section.



Festool 90mm Rotex Sander

The RO 90 with unique ROTEX principle makes quick work of coarse sanding, fine sanding and polishing tasks. Its FastFix interface allows quick replacement of the round pad with a triangular pad to convert the sander to

a handy detail sander for accessing corners. Change between rotary or eccentric motion sanding with the flick of a switch, while durable eccentric bearings extend the service life of the machine. Different grip positions and low weight allow one handed guidance, and intelligent MMC electronics ensure constant speed under load. Use with a Festool Dust Extractor for the perfect, dust free finish with every job.

ITEM NO.	DETAILS	PRICE
FE-571824		\$919.00



Festool RO 150 FEQ ROTEX Random Orbital Sander Plus

The Festool RO 150 Random Orbital Sander is the great all rounder for coarse sanding, fine sanding, and polishing. Used in an eccentric motion to give the perfect finish, switching

back to the rotary mode for a hologram free polish. Like any other Festool tool, adjustments and fitting are easy - pad changes are quick, easy and tool free, and the hook and loop fastening system allows for immediate, secure abrasive change. Use with a Festool Dust Extractor for the perfect, dust free finish with every job.

ITEM NO.	DETAILS	PRICE
FE-575071		\$1050.00



Festool ETS 150/3 EQ Random Orbital Sander Plus

The Festool ETS sander is a favourite with furniture makers and craftsmen with its 3mm sanding stroke, light

weight and compact size. It is easy to hold in a variety of positions from horizontal, to vertical to overhead. The electronics protect the motor from overheating when working under load, and air flow is maximised by the Multi-Jetstream pads and abrasive papers and efficient dust extraction to ensure maximum tool performance.

ITEM NO.	DETAILS	PRICE
FE-575029		\$650.00



Festool ETS 150/5 EQ Random Orbital Sander Plus

The Festool ETS sander is a favourite with furniture makers and craftsmen with its 5mm sanding stroke, light weight and compact size. It is easy to hold in a variety of positions from horizontal, to vertical to overhead. The electronics protect the motor from overheating when working under load, and air flow is maximised by the Multi-Jetstream pads and abrasive papers and efficient dust extraction to ensure maximum tool performance.

ITEM NO.	DETAILS	PRICE
FE-575062		\$650.00



Festool ETSC 125 Cordless Random Orbital Sander - Basic

The cordless and compact ETSC 125 random orbital sander gives you unparalleled mobility and freedom of movement when working. It has a 2 mm sanding stroke and is ideal for achieving an outstanding surface quality when finishing or pre sanding. The powerful 18V Ergo battery pack with 3.1 Ah ensures cordless freedom with plugged-in performance. The battery is the key to an extremely compact design with balanced weight distribution and perfect ergonomics, weighing just 1.4 kg. The sander features dedicated dust extraction combined with a longlife dust catcher which allows flexible handling of the tool. The light weight design guarantees non-tiring work, even when carrying out overhead work. Ideal for vertical surfaces or in hard to reach places. For unlimited working time, swap your batter pack for the plug-it power adapter. Ideal for bench mounted use in combination with a Festool mobile dust extractor.

Includes: Sander, Dust Catcher, Systainer (Battery and Charger Sold Separately).

ITEM NO.	DETAILS	PRICE
FE-201533		\$449.00



Festool ETSC 125 Cordless Random Orbital Sander Plus

The cordless and compact ETSC 125 random orbital sander gives you unparalleled mobility and freedom of movement when working. It has a 2 mm sanding stroke and is ideal for achieving an outstanding surface quality when finishing or pre sanding. The powerful 18V Ergo battery pack with 3.1 Ah ensures cordless freedom with plugged-in performance. The battery is the key to an extremely compact design with balanced weight distribution and perfect ergonomics, weighing just 1.4 kg. The sander features dedicated dust extraction combined with a longlife dust catcher which allows flexible handling of the tool. The light weight design guarantees non-tiring work, even when carrying out overhead work. Ideal for vertical surfaces or in hard to reach places. For unlimited working time, swap your batter pack for the plug-it power adapter. Ideal for bench mounted use in combination with a Festool mobile dust extractor.

Includes: Sander, Dust Catcher, 2 x 3.1Ah Batteries, Charger and Systainer.

ITEM NO.	DETAILS	PRICE
FE-575537		\$727.00

POWER TOOLS & ACCESSORIES

SANDERS



Festool ETSC 125 Cordless Random Orbital Sander Set

The cordless and compact ETSC 125 random orbital sander gives you unparalleled mobility and freedom of movement when working. It has a 2 mm sanding stroke and is ideal for

achieving an outstanding surface quality when finishing or pre sanding. The powerful 18V Ergo battery pack with 3.1 Ah ensures cordless freedom with plugged-in performance. The battery is the key to an extremely compact design with balanced weight distribution and perfect ergonomics, weighing just 1.4 kg. The sander features dedicated dust extraction combined with a longlife dust catcher which allows flexible handling of the tool. The light weight design guarantees non-tiring work, even when carrying out overhead work. Ideal for vertical surfaces or in hard to reach places. For unlimited working time, swap your batter pack for the plug-it power adapter. Ideal for bench mounted use in combination with a Festool mobile dust extractor.

Includes: Sander, Dust Catcher, 2 x 3.1Ah Batteries, Charger, Power Adapter, Plug-it Lead and Systainer.

ITEM NO.	DETAILS	PRICE
FE-575540		\$899.00



Festool ETS EC 150/5 EQ Random Orbital Sander

The Festool ETS sander is a favourite with furniture makers and craftsmen with its 5mm sanding stroke, light weight and compact size. It is easy to hold in a variety of positions from

horizontal, to vertical to overhead. The electronics protect the motor from overheating when working under load, and air flow is maximised by the Multi-Jetstream pads and abrasive papers and efficient dust extraction to ensure maximum tool performance.

ITEM NO.	DETAILS	PRICE
FE-575050		\$890.00



Festool RTSC 400 Cordless 1/4 Sheet Orbital Sander - Basic

The cordless and compact RTSC orbital sander gives you unparalleled mobility and freedom of movement when working. It has a 2 mm sanding

stroke and is ideal for achieving an outstanding surface quality when finishing or pre sanding. The powerful 18V Ergo battery pack with 3.1 Ah ensures cordless freedom with plugged-in performance. The battery is the key to an extremely compact design with balanced weight distribution and perfect ergonomics, weighing just 1.4 kg. The sander features dedicated dust extraction combined with a longlife dust catcher which allows flexible handling of the tool. The light weight design guarantees non-tiring work, even when carrying out overhead work. Ideal for vertical surfaces or in hard to reach places. For unlimited working time, swap your batter pack for the plug-it power adapter. Ideal for bench mounted use in combination with a Festool mobile dust extractor.

Includes: Sander, Dust Catcher, Systainer (Batteries and Charger Sold Separately).

ITEM NO.	DETAILS	PRICE
FE-201519		\$449.00



Festool RTSC 400 Cordless 1/4 Sheet Orbital Sander Plus

The cordless and compact RTSC orbital sander gives you unparalleled mobility and freedom of movement when working. It has a 2 mm sanding stroke and is ideal for achieving an outstanding surface quality when

finishing or pre sanding. The powerful 18V Ergo battery pack with 3.1 Ah ensures cordless freedom with plugged-in performance. The battery is the key to an extremely compact design with balanced weight distribution and perfect ergonomics, weighing just 1.4 kg. The sander features dedicated dust extraction combined with a longlife dust catcher which allows flexible handling of the tool. The light weight design guarantees non-tiring work, even when carrying out overhead work. Ideal for vertical surfaces or in hard to reach places. For unlimited working time, swap your batter pack for the plug-it power adapter. Ideal for bench mounted use in combination with a Festool mobile dust extractor.

Includes: Sander, Dust Catcher, 2 x 3.1Ah Batteries, Charger and Systainer.

ITEM NO.	DETAILS	PRICE
FE-575535		\$727.00



Festool RTSC 400 Cordless 1/4 Sheet Orbital Sander Set

The cordless and compact RTSC orbital sander gives you unparalleled mobility and freedom of movement when working. It has a 2 mm sanding stroke and is ideal for achieving an outstanding surface quality when

finishing or pre sanding. The powerful 18V Ergo battery pack with 3.1 Ah ensures cordless freedom with plugged-in performance. The battery is the key to an extremely compact design with balanced weight distribution and perfect ergonomics, weighing just 1.4 kg. The sander features dedicated dust extraction combined with a longlife dust catcher which allows flexible handling of the tool. The light weight design guarantees non-tiring work, even when carrying out overhead work. Ideal for vertical surfaces or in hard to reach places. For unlimited working time, swap your batter pack for the plug-it power adapter. Ideal for bench mounted use in combination with a Festool mobile dust extractor.

Includes: Sander, Dust Catcher, 2 x 3.1Ah Batteries, Charger, Power Adapter, Plug-it Lead and Systainer.

ITEM NO.	DETAILS	PRICE
		\$899.00



Festool DTSC 400 Cordless Iron Head Orbital Sander - Basic

The cordless and compact DTSC iron head orbital sander gives you unparalleled mobility and freedom of movement when working. It has a 2 mm sanding stroke and is ideal for

achieving an outstanding surface quality when finishing or pre sanding. The powerful 18V Ergo battery pack with 3.1 Ah ensures cordless freedom with plugged-in performance. The battery is the key to an extremely compact design with balanced weight distribution and perfect ergonomics, weighing just 1.4 kg. The sander features dedicated dust extraction combined with a longlife dust catcher which allows flexible handling of the tool. The light weight design guarantees non-tiring work, even when carrying out overhead work. Ideal for vertical surfaces or in hard to reach places. For unlimited working time, swap your batter pack for the plug-it power adapter. Ideal for bench mounted use in combination with a Festool mobile dust extractor.

Includes: Sander, Dust Catcher, Systainer (Batteries and Charger Sold Separately).

ITEM NO.	DETAILS	PRICE
FE-201526		\$449.00

POWER TOOLS & ACCESSORIES



Festool DTSC 400 Cordless Iron Head Orbital Sander Plus

The cordless and compact DTSC iron head orbital sander gives you unparalleled mobility and freedom of movement when working. It has a 2 mm sanding stroke and is ideal for

achieving an outstanding surface quality when finishing or pre sanding. The powerful 18V Ergo battery pack with 3.1 Ah ensures cordless freedom with plugged-in performance. The battery is the key to an extremely compact design with balanced weight distribution and perfect ergonomics, weighing just 1.4 kg. The sander features dedicated dust extraction combined with a longlife dust catcher which allows flexible handling of the tool. The light weight design guarantees non-tiring work, even when carrying out overhead work. Ideal for vertical surfaces or in hard to reach places. For unlimited working time, swap your batter pack for the plug-it power adapter. Ideal for bench mounted use in combination with a Festool mobile dust extractor.

Includes: Sander, Dust Catcher, 2 x 3.1Ah Batteries, Charger and Systainer.

ITEM NO.	DETAILS	PRICE
FE-575536		\$727.00



Festool DTSC 400 Cordless Iron Head Orbital Sander Set

The cordless and compact DTSC iron head orbital sander gives you unparalleled mobility and freedom of movement when working. It has a 2 mm sanding stroke and is ideal for

achieving an outstanding surface quality when finishing or pre sanding. The powerful 18V Ergo battery pack with 3.1 Ah ensures cordless freedom with plugged-in performance. The battery is the key to an extremely compact design with balanced weight distribution and perfect ergonomics, weighing just 1.4 kg. The sander features dedicated dust extraction combined with a longlife dust catcher which allows flexible handling of the tool. The light weight design guarantees non-tiring work, even when carrying out overhead work. Ideal for vertical surfaces or in hard to reach places. For unlimited working time, swap your batter pack for the plug-it power adapter. Ideal for bench mounted use in combination with a Festool mobile dust extractor.

Includes: Sander, Dust Catcher, 2 x 3.1Ah Batteries, Charger, Power Adapter, Plug-it Lead and Systainer.

ITEM NO.	DETAILS	PRICE
FE-575539		\$899.00



Festool BS 75 E 75mm Belt Sander Set

The 75 mm wide belt sander is the ideal tool for coarse and fine sanding of workpieces with absolute precision, parallel to the grain. Working in only one direction along the grain prevents sanding rings from developing, thereby eliminating laborious and

time consuming reworking. Easy to guide and comfortable to use, the BS 75 can also be quickly fitted to the flat area frame, significantly increasing the quality of your results. The available bench set can also quickly and easily convert the belt sander to a bench-mounted unit, and clean working conditions are guaranteed when used with a Festool Dust Extractor.

ITEM NO.	DETAILS	PRICE
FE-570214		\$1165.00



Festool ET/RS Dust Bags

Disposable paper dust bag for Turbo Dust Extraction when active dust extraction is not available.


ITEM NO.	DETAILS	PRICE
FE-487779	Pack of 5	\$20.50



Festool RS 400 Dust Bags

A disposable paper dust bag for Turbo Dust Extraction when active dust extraction is not available.

ITEM NO.	DETAILS	PRICE
FE-489128	Pack of 5	\$24.00



Visit carbatec.com.au to shop our full range of abrasives and backing pads for Festool sanders.

POWER TOOLS & ACCESSORIES



Triton Workcentre

Versatile woodworking station with a multitude of accessories for tackling any woodworking task. Built-in mains isolated switch connector for connecting power tools, with knee-off stop button function. Easy-to-fit module inserts quickly transform the workcentre into the tool desired by the operator.

Module levelling screws for simple surface level calibration result in a perfectly flat work surface. Positioning wheels improve manoeuvrability, for small position adjustments. Folds down compactly for convenient transportation. Accessories available include Router Module, Side Support, Outfeed Support, Rugged Transit Kit, Rugged Transit Wheels, Protractor Assembly, Rugged Transit Handle and Saw Table Module.

ITEM NO.	DETAILS	PRICE
TRI-TWX7		\$599.00



Triton Router Table Module

Precision router table module specifically designed for TWX7 Workcentre. Compatible with all three Triton plunge routers (TRA001, MOF001 and JOF001) for shaping, planing, rebating, trenching, moulding and grooving. Extruded aluminium main fence and adjustable side fences. Features micro adjusters, rotating cruciform fence spacers, safety guard and dust extractor connector. Includes quick set horizontal (2) and vertical featherboards (2). Easy assembly and configuration. Combined with TWX7 Workcentre achieves a full featured Router Table capable of professional results. High quality materials and components ensure a long life. Fully supported by optional accessories for extending functionality.

Includes quick set horizontal (2) and vertical featherboards (2). Easy assembly and configuration. Combined with TWX7 Workcentre achieves a full featured Router Table capable of professional results. High quality materials and components ensure a long life. Fully supported by optional accessories for extending functionality.

ITEM NO.	DETAILS	PRICE
TRI-TWX7RT001		\$359.00



Triton Contractor Saw Module

Precision contractor saw module designed for use with the Workcentre TWX7, resulting in a full-featured saw table capable of professional results. Powerful 1800W motor and precision

254mm TCT blade. Accurate 86mm blade height adjustment and 0-45° bevel angle adjustment for performing complex bevel cuts. Protractor gauge and rip fence for performing rip cuts, cross cuts and mitre cuts. Dust extraction port located below the table surface for efficient, unobtrusive dust removal. Easy to assemble and configure and fully supported by optional accessories for extending functionality.

ITEM NO.	DETAILS	PRICE
TRI-TWX7CS001		\$719.00



Triton 127mm 910W Project Saw

This Triton 910W Project Saw, with a 127mm (5") blade is an ideal tool for cross cutting thin material up to 22mm. This makes it an ideal choice

for cutting trenches or rebates for shelving, and also laminates, flooring, decorative wood and skirting boards. The fine tooth blade gives a good clean cut in most materials. The saw is mounted to two vertically positioned round bars, and used either fixed or moving. Includes: BladeProtractor fenceQuick clampDust bagBlade keyPush stickTWX7 module fittings.

ITEM NO.	DETAILS	PRICE
TRI-TWX7PS001		\$399.00



Triton Clamp Table Module

Clamping table module with 40 x 20mm dia holes for securing workpiece.

ITEM NO.	DETAILS	PRICE
TRI-TWX7CT		\$99.00



Triton Router Table Module with Workcentre Stand

This kit includes the Triton Workcentre and Router Table Module.

ITEM NO.	DETAILS	PRICE
TRI-TWX7RT001-PK		\$958.00



Triton Contractor Saw Module with Workcentre Stand

This kit includes the Triton Workcentre and Contractor Saw Module.

ITEM NO.	DETAILS	PRICE
TRI-TWX7CS001-PK		\$1318.00



Triton 910W Project Saw Module with Workcentre Stand

This kit includes the Triton Workcentre and Project Saw Module.

ITEM NO.	DETAILS	PRICE
TRI-TWX7PS001-PK		\$998.00



Festool Multifunction Table MFT/3

Festool's Multifunction table is just that - a table that embodies versatile work with an integrated system. Work pieces of nearly any shape or size can be secured firmly for precision work, and its compact folded size make it easy to transport to any location. V grooves around the outer edge of the

table create a system for joining numerous tables, joining to the guide extension, or for attaching many sliding clamps, stops and guides. The perforated top gives flexibility to attach clamps in the most suitable spot to securely clamp your work piece, a feature that is vitally important for safe and accurate work.

ITEM NO.	DETAILS	PRICE
FE-495315		\$1335.00



Festool Clamp Set for MFT Table

The ultimate complement to the Festool MFT system, the Clamping Elements secure your workpiece allowing for precision routing, sanding, cutting, or just about any other application.

The cam action levers and rubber padded clamp surfaces enable easy locking and quick release for a secure grip on your material, regardless of shape. The low profile design provides secure lateral clamping force on the material edges utilizing the grid hole pattern of the MFT, freeing your work surface from obstruction. Designed for a perfect fit with the 20 mm holes of the Festool MFT Multifunction Table.

ITEM NO.	DETAILS	PRICE
FE-488030		\$175.00

JIG SAWS



Festool PS 300 Barrel Grip Jigsaw Plus

This is the jigsaw to own, with its exceptional operating comfort and technical features, it is both easy and safe to use, as well as provides accurate cuts even in thick material. The blade is kept perpendicular at all times, even in thick materials by the use of carbide tipped triple blade guidance system, and the electronics control a constant speed even under load to

give a splinter free cut. Dust extraction is also taken care of when using a Festool vacuum by removing it as it is created.

ITEM NO.	DETAILS	PRICE
FE-561444		\$550.00



Festool Pendulum Jigsaw Carvex PS 420 EBQ - Plus

Optimised saw blade guide for even greater cutting precision Festool Carvex Jigsaw delivers between 1500 and 3800 strokes per minute and unbeatable profile cutting capacity. The optimised third saw blade guide with parallel adjustable carbide jaws achieves perfect results, regardless of the properties and thickness of the

material. The CARVEX is extremely lightweight, rests snugly in the hand and is easy to operate for maximum working comfort. With programmable stroboscopic light for a perfect view in any position. Main Applications: Cut-outs for sinks and kitchen appliances, trimming work on furniture and kitchens, for interior fitting. Cutting circles and curves, cutting workpieces to length, edge notching on beams and cutting from below. Strengths and Benefits: Excellent behaviour in curves with the triple blade guide and torsion-resistant lifter rod, powerful cutting stroke for rapid working progress. Simple handling thanks to the soft grip and ergonomic design, switch-on/off on both sides reachable in every grip position.

ITEM NO.	DETAILS	PRICE
FE-561597		\$699.00



Festool Jigsaw Guide Rail Attachment

Attach your Festool jigsaw to any length Festool guide rail to achieve straight, repeatable cuts. The PS 300 and PSB 300 jigsaws simply clip into this base for smooth and straight cutting with any Festool guide rail. Note: Jigsaw not included.

ITEM NO.	DETAILS	PRICE
FE-490031		\$33.00



Festool Jigsaw Accessory Set

The Festool Jigsaw Accessory Set has been put together to aide with increasing the capacity of your jigsaw.

Includes: 5 x Splinter Guards, 3 x Standard Baseplates, Adjustable Angle Bevel Base, Base Adapter & Circle Cutting Attachment.

ITEM NO.	DETAILS	PRICE
FE-497709		\$369.00



Festool Jigsaw Splinterguard to suit SP-PS/PSB 300

A solid one piece, transparent splinterguard for Festool jigsaws, that provides a zero clearance insert for precision cutting with the first cut. The splinterguard significantly improves the cut quality and eliminates time consuming rework by reducing tear out, even in delicate to cut materials like melamine. Use a new splinterguard with a new blade or when there is a noticeable drop in cut quality.

ITEM NO.	DETAILS	PRICE
FE-490120		\$15.00



Festool Circle Cutter with Adapter Base Plate Set

Cutting perfect circles with a jigsaw is now possible. This set allows you to quickly and easily cut perfect circles with Festool Jigsaws every time.

ITEM NO.	DETAILS	PRICE
FE-497443		\$105.00



Festool Jigsaw Blades

Festool jigsaw blades are engineered for cutting efficiency, long life, and superior cutting results, with a universal T shank design that fits most professional jigsaws.

Key: CL = Cutting Length, TP = Tooth Pitch, Q = Pack Qty.

ITEM NO.	DETAILS	CL	TP	Q	PRICE
FE-490178	Bi-Metal Blade for Various Materials	75	2.5	5	\$31.00
FE-486564	Scroll-Cutting and Tight Curves	50	1.4	5	\$13.00
FE-486546	Fast, Clean Cuts in Wood, Melamine, Plywood and Chipboard	75	4	5	\$13.00
FE-486548	Fine Cutting in Wood, Panels and Plastics	75	2.5	5	\$19.50
FE-486549	Fast Cutting in Most Materials	75	4	5	\$25.00
FE-486962	Fast, Clean Cuts in Wood, Melamine, Plywood and Chipboard	75	4	25	\$52.00
FE-486963	Fine Cutting in Wood, Panels and Plastics	75	2.5	25	\$73.50
FE-490256	Fast Cutting in Most Materials	75	4	20	\$79.50
FE-499476	High-Carbon Blade with Conical Ground Teeth for Quick Cuts with Exact Angles	75	4	5	\$29.00
FE-499477	High-Carbon Blade with Conical Ground Teeth for Quick Cuts with Exact Angles	105	4	5	\$37.00
FE-486547	Fast, Clean Cuts in Wood, Melamine, Plywood and Chipboard	105	4	5	\$21.50
FE-499478	High-Carbon Blade with Conical Ground Teeth for Quick Cuts with Exact Angles	145	4	5	\$44.00
FE-486556	Bi-Metal Blade for Fine Cuts in Non-Ferrous Metals, Iron and Sheet Steel	60	1.2	5	\$24.00
FE-490181	Bi-Metal Blade for Cuts in Stainless Steel	60	1.4	5	\$24.00
FE-486557	Long-Life Bi-Metal Blade for Cuts in Non-Ferrous Metals, Iron and Sheet Steel	60	2	5	\$24.00
FE-493570	For Clean Cuts from Above	75	2.5	5	\$31.00
FE-486562	For Glass, Wall Tile, Ceramics, Plastics, Cement Board, Iron and Steel	54	NA	1	\$13.00
FE-486561	For Fast Rough Cuts in a Wide Range of Materials	75	4.5	1	\$29.00

POWER TOOLS & ACCESSORIES

MULTITOOLS

An ingenious idea that just keeps getting better.
The origin of the original.

Fein invented the oscillating power tool in 1967. They have now been consistently developing tools and accessories for almost 50 years and have the most comprehensive system for interior work and renovation on the market today. Numerous patents, such as that for vibration decoupling, demonstrate their unique expertise in manufacturing power tools. Their new Starlock tool mounting once again reinforces their claim to be the world's number one oscillating tool brand.



Fein MultiMaster QuickStart

The powerful and universal system with a 350W motor, for interior work and renovation with accessories for a wide range of applications. Electron-

ics keep it at a constant speed, even under load to give the best result possible. Used for a wide variety of applications, this kit is ideal for anyone doing renovations or installations, woodwork or hobbies.

ITEM NO.	DETAILS	PRICE
FEIN-72295262060		\$399.00



Fein MultiTalent QuickStart

The powerful and universal system with a 250W motor, for interior work and renovation with accessories for a wide range of applications. Used for a

wide variety of applications, this kit is ideal for anyone doing renovations or installations, woodwork or hobbies.

ITEM NO.	DETAILS	PRICE
FEIN-72295361060		\$315.00



Fein E-Cut Long-Life Saw Blades

A wider Bimetal blade with set wood teeth for all wood, plasterboard and plastic materials. Outstanding tool life, high cutting quality and speed. Extremely robust, not affected by nails (up to diameter of approx. 4mm) in

wood, masonry etc. The wider shape for maximum cutting performance and long, straight cuts. SL style mount.

Key: L = Cutter Length, W = Cutter Width, P = Pack Qty

ITEM NO.	L	W	P	PRICE
FEIN-63502228210	50	65	1	\$36.50
FEIN-63502221240	50	50	10	\$252.50
FEIN-63502221210	50	50	1	\$31.00
FEIN-63502184210	30	10	1	\$20.00
FEIN-63502183210	34	20	1	\$23.00
FEIN-63502160240	50	35	10	\$240.00
FEIN-63502160210	50	35	1	\$27.00



Fein E-Cut Standard Saw Blades

Set teeth for all wood, plasterboard and plastic materials, high cutting quality and speed. Medium width, with

waist for optimum cutting speed and good swarf removal. SL style mount.

Key: L = Cutter Length, W = Cutter Width, P = Pack Qty

ITEM NO.	L	W	P	PRICE
FEIN-63502133240	50	35	10	\$211.50
FEIN-63502133210	50	35	1	\$23.00



Fein E-Cut Fine Saw Blade

A Bimetal blade with fine teeth for sheet metal up to 2mm, aluminium profiles, copper pipes. Also suitable for cutting fibreglass-reinforced plastic

and other hard plastics. Providing extremely precise cuts which are very easy to control with particularly thin cutting line. Medium width, with waist for optimum cutting speed and good swarf removal. SL type mount.

Key: L = Cutter Length, W = Cutter Width, P = Pack Qty

ITEM NO.	L	W	P	PRICE
FEIN-63502157240	50	30	10	\$240.00
FEIN-63502157210	50	30	1	\$25.00



Fein E-Cut Precision Saw Blade

A double row of fine Japanese style teeth for all wooden materials, plasterboard and soft plastics, giving a fast cutting speed and maximum precision.

Narrow, with waist for optimum cutting speed and good swarf removal. SL type mount.

Key: L = Cutter Length, W = Cutter Width, P = Pack Qty

ITEM NO.	L	W	P	PRICE
FEIN-63502126240	50	35	10	\$255.50
FEIN-63502126210	50	35	1	\$28.00



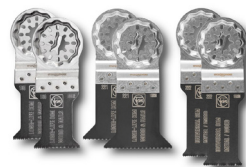
Fein E-Cut Precision BIM Saw Blade

A Bimetal with a double row of Japanese style teeth for all wooden materials, plasterboard and soft plastics. The fastest cutting speed and maximum precision. Extra wide shape for maximum cutting performance and

long, straight cuts. SL type mount.

Key: L = Cutter Length, W = Cutter Width, P = Pack Qty

ITEM NO.	L	W	P	PRICE
FEIN-63502229210	50	65	1	\$36.50



Fein Best of E-Cut Accessory Set

Comprising 6 different E-Cut saw blades with bimetallic teeth at a special price. With a Starlock mounting, they suit many other brands of oscillating multi-tools on the market. Also compatible with Bosch, Makita, Metabo,

Ridgid, Skil and many more.

2 x E-Cut long-life saw blades - 35mm width
2 x E-Cut long-life saw blades - 50mm width
2 x E-Cut universal saw blades - 28mm width

ITEM NO.	DETAILS	PRICE
FEIN-35222952300		\$102.00



Fein Multi-Function Knife

An ultra sharp cutting blade for cutting carpet, PVC floors, cardboard, bitumen shingles and roofing fabric. Featuring three cutting surfaces to be as versatile as possible, being able to push or pull through various materials.

ITEM NO.	DETAILS	PRICE
FEIN-63903251210	Pack of 1	\$41.00



Fein Fixed Scraper Blade

A short scraping blade for removing stubborn old paint, adhesive residues, carpets, tile adhesives and coats of underseal.

ITEM NO.	DETAILS	PRICE
FEIN-63903226210		\$34.00



Fein HSS Saw Blade

A Bimetal blade for long tool life. Metal teeth for sheet metal up to approx. 1mm, and for plastics, fibreglass-reinforced plastic, wood, putty and copper/copper alloys. Cuts flush with the surface. Circular shape delivers good cost-effectiveness.

ITEM NO.	DETAILS	PRICE
FEIN-63502174210	Pack of 1	\$89.00



Fein Segmented HSS Saw Blade

Suitable for all soft materials, this blade is segmented, so is ideal for working in corners and on edges without overcutting.

ITEM NO.	DETAILS	PRICE
FEIN-63502113210		\$43.50

PLANERS



Festool EHL 65 One Handed Planer

The Festool EHL 65 EQ Plus planer has a planning width of 65mm and a maximum depth of cut up to 4mm. It has one spiral blade giving a superior cut than a planes with straight blades, these blades have a quick change feature allowing them to be swapped out quickly, meaning no down time.

It weighs in at just 2.4Kg, making it 30% lighter than other planes, and is ergonomically designed to be easily used with one hand, using it is a breeze. Dust extraction can be fitted to either side for a dust free jobsite.

ITEM NO.	DETAILS	PRICE
FE-574559		\$615.00



Festool EHL 65 mm Spiral Blade

Festool's EHL 65 EQ Plus plane uses one spiral solid carbide blade. The spiral profile gives a smoother slicing action, and the solid carbide offers a

longer life, which when doing site work can be a blessing.

ITEM NO.	DETAILS	PRICE
FE-488503		\$33.50

ACCESSORIES



Festool CXS Mini Cordless Drill/Driver Set

The Festool CXS Mini Cordless Drill/Driver Set is a compact yet powerful addition to any toolbox, particularly for handyman or installation type work such as kitchen installation, lock and door fitting. Featuring superfast 20 minute charging time (full charge in 30

minutes) of the 2.6Ah 10.8V battery and two speeds for drilling and driving. Weighing in at less than 1Kg, fatigue is minimised especially in higher or overhead applications. The drill, charger and both batteries are covered by Festool's comprehensive 3-year warranty. Included: MXC Charger, Angle Attachment, CENTROTEC Chuck, CENTROTEC Bit Holder, Fastfix Chuck 10mm, Screwdriver bit PZ 2, 2 x Battery Pack BP-XS 2.6 Ah.

ITEM NO.	DETAILS	PRICE
FE-564540		\$449.00



Festool PCD 18 Cordless Hammer Drill - Basic

The Festool PDC 18 Cordless Hammer Drill is the most versatile drill available. The brushless motor provides both torque and speed, so is the go-to drill for all jobs including masonry with its 76000bpm in hammer mode. The brushless motor is highly efficient, requiring the battery to be charged less, limiting downtime and changing batteries. Featuring Festool's CENTROTEC

chuck and Fastfix keyless chuck 13mm for quick change of driver bits or drill bits, or simply to suit the individuals preference. This is a BASIC kit only, and does not include a battery pack or charger.

ITEM NO.	DETAILS	PRICE
FE-574701		\$469.00

Festool Fastfix Right Angle Chuck Attachment



The Festool Fastfix Right Angle Chuck Attachment is a fast way to change between drill and right angle driver. It eliminates the need for dedicated tools, and can be rotated 360° for access into tight spaces, with a 1/4" hex drive with wire detent. Works with all existing and previous model Festool drills equipped with FastFix interface for toolless change of chucks: T+3,

C12, TDK, TDD, CDD models. Compatible Tools: C 12 Cordless Drill/Driver C 15 Cordless Drill/Driver C 18 Cordless Drill/Driver CDD 12 ES Cordless Drill/Driver CDD 12 FX Cordless Drill/Driver CDD 9.6 ES Cordless Drill/Driver CDD 9.6 FX Cordless Drill/Driver T 12 Cordless Drill/Driver T 15 Cordless Drill/Driver T 18 Cordless Drill/Driver TDD 14.4 Cordless Drill/Driver TDD 9.6 Cordless Drill/Driver TDK 12 Cordless Drill/Driver TDK 15 Cordless Drill/Driver

ITEM NO.	DETAILS	PRICE
FE-490293		\$115.00

Visit carbatec.com.au for more drills and accessories...



POWER TOOLS & ACCESSORIES

ACCESSORIES



Festool Fastfix Eccentric Offset Chuck Attachment

The Festool Fastfix Eccentric Offset Chuck Attachment allows drilling and driving perpendicular to the surface face right against the edge or corner. This eliminates the need for dedicated

tools, and can be rotated 360° for access into tight spaces. Works with all existing and previous model Festool drills equipped with FastFix interface for toolless change of chucks: T+3, C12, TDK, TDD, CDD models.

Compatible Tools: C 12 Cordless Drill/DriverC 15 Cordless Drill/DriverC 18 Cordless Drill/DriverT 12 Cordless Drill/DriverT 15 Cordless Drill/DriverT 18 Cordless Drill/DriverTDD 14.4 Cordless Drill/DriverTDD 9.6 Cordless Drill/DriverTDK 12 Cordless Drill/DriverTDK 15 Cordless Drill/Driver

ITEM NO.	DETAILS	PRICE
FE-490294		\$115.00



Festool Fastfix Right Angle Chuck Attachment Small

The Festool FastFix Right Angle Chuck is the ultimate solution for tight angles. It allows changes between functions in seconds with the FastFix interface, saving time and eliminating cost of dedicated, single purpose tools. Drill

or drive between studs, joists, cabinet or drawer spaces, or virtually any constrained space without switching over to a separate, dedicated tool. The Small Fastfix Right Angle Chuck Attachment absorbs higher torques. Getting the job done right the first time eliminates waste of material and fasteners and saves valuable time.

ITEM NO.	DETAILS	PRICE
FE-769097		\$115.00



Festool Centrotec 60mm Impact Bit Holder

Centrotec 60 mm Impact Bit Holder for Festool cordless drills with FastFix interface. Also suitable for use with the TI15 Impact driver.

ITEM NO.	DETAILS	PRICE
FE-498974		\$26.00



Festool Centrotec Countersink Bit with Depth Stop

Festool's adjustable countersink drill bit with a free spinning depth stop for use

with the Centrotec system, as well as with all standard or keyless chucks for no-slip performance. The Centrotec System was designed to provide a seamless transfer of force, eliminating bit slippage or marring of the drill bit. Most importantly, the Centrotec system offers a quicker and more secure means of bit change than any other quick change chuck system.

ITEM NO.	DETAILS	PRICE
FE-492523	3.5 mm	\$90.00



Festool Centrotec Countersink Bit with Depth Stop

Festool's adjustable countersink drill bit with a free spinning depth stop for use

with the Centrotec system, as well as with all standard or keyless chucks for no-slip performance. The Centrotec System was designed to provide a seamless transfer of force, eliminating bit slippage or marring of the drill bit. Most importantly, the Centrotec system offers a quicker and more secure means of bit change than any other quick change chuck system.

ITEM NO.	DETAILS	PRICE
FE-492524	4.5mm	\$94.50



Festool Centrotec Extra-Long Magnetic bit holder

6in Magnetic bit holder enables use of standard bits with Centrotec Chuck. The Centrotec shank is designed for use with the Festool Centrotec

System; as well as with all standard or keyless chucks for no-slip performance. The Centrotec System was designed to provide a seamless transfer of force; eliminating bit slippage or marring of the drill bit. The weight of the drill is reduced by nearly pound; and the length is reduced by nearly 1-1/2" with the Centrotec System. Most importantly; the Centrotec system offers a quicker and more secure means of bit change than any other quick-change chuck system.

ITEM NO.	DETAILS	PRICE
FE-492540		\$44.00



Festool Centrotec 65mm Locking Bit Holder

Magnetic Bit Holder with quick release collar enables use of standard bits with Centrotec Chuck. The Centrotec shank is designed for use with the

Festool Centrotec System, as well as with all standard or keyless chucks for no-slip performance. The Centrotec System was designed to provide a seamless transfer of force, eliminating bit slippage or marring of the drill bit. Most importantly, the Centrotec system offers a quicker and more secure means of bit change than any other quick-change chuck system.

ITEM NO.	DETAILS	PRICE
FE-492648		\$61.50



Festool CENTROTEC 5pc Wood Spiral Drill Bit Set

Set contains 3mm, 4mm, 5mm, 6mm and 8mm diameter bits. The Brad Point style bit reduces the chance of the drill bit wandering. Bits are precision ground to stay sharper for longer, as well as to give a cleaner hole.

ITEM NO.	DETAILS	PRICE
FE-493648		\$83.50



Festool CENTROTEC 6pc Masonry Drill Set

This CENTROTEC 6pc Masonry Drill Set includes 6 high quality masonry bits, with a double up of the 6mm size. Includes: 4mm, 5mm, 6mm (x2), 8mm and 10 mm diameter drill bits. For

convenience, it slots into Sys T-LOC lid compartment.

ITEM NO.	DETAILS	PRICE
FE-769096		\$90.50



Festool CENTROTEC 6pc Wood Drill Set

This CENTROTEC Wood Twist Drill Set includes 6 Brad Point style bits pieces. The Brad Point style bits reduce the chance of wandering as the hole is started, and provides a good clean shoulder. Includes: 4mm, 5mm (x2),

6mm, 8mm and 10 mm diameter HSS drill bits. For convenience, it slots into Sys T-LOC lid compartment.

ITEM NO.	DETAILS	PRICE
FE-769093		\$94.50

POWER TOOLS & ACCESSORIES



Festool Centrotec 5pc Forstner Drill Bit Set

Festool's Centrotec Forstner Drill Bit Set has been designed and manufactured from high quality and hard wearing Swiss steel, making it this set an ideal addition to any workshop, whether you are a Festool user or not. The pilot bit can be swapped out to replace it if damaged or for ease of

sharpening. The drilling angles have been specifically designed to provide highly efficient chip ejection which prevents overheating, keeping cutters sharper longer. Quick change shanks are best suited for use with Festool Centrotec System, but ensure secure gripping in any keyless chuck.

ITEM NO.	DETAILS	PRICE
FE-496390		\$329.00

ACCESSORIES



Festool Vacuum Clamp CT Wings

By using the suction from a Festool CT Dust Extractor, the CT wings is a flexible aid for temporary clamping of workpieces horizontally and vertically, working as an extra pair of hands. With 16 adjustable rotating clamps, CT Wings adjust and conform to moulding and other stock quickly while providing a tacky grip surface to minimize movement. A bypass valve allows for

quick and easy release and reset without going back to the extractor. The CT wings offers effortless, precise, safe work and often saves the need for a second person. It can be used with any 27 mm suction hose and can support up to 3 kg. Clamps up to 50mm.

ITEM NO.	DETAILS	PRICE
FE-500312		\$77.50



Festool Gecko Suction Pad Set

The Festool GECKO Suction Clamp Set attaches to a guide rail, then when the suction caps are activated, they will adhere to any non-porous flat surface allowing a quick clamping and cutting. This is ideal for laminate, melamine, Perspex, Alucabond and other flat surfaces. Includes Gecko handle and guide rail adapter. Guide rail sold separately.

ITEM NO.	DETAILS	PRICE
FE-493507		\$155.00



Festool Tape Measure

Easily work in both metric and imperial units using the versatile lockable tape measure. The tape features a window at the top which allows you to view precise measurements when against a wall or another surface. A flip out tab provides a means to accurately scribe a radius or circle onto a workpiece.

ITEM NO.	DETAILS	PRICE
FE-495415	3m	\$25.00



Festool Worksite Radio

Enjoy your own favourite music while on the jobsite of workshop with the new SYSRock Worksite Radio. Whether it be music via Bluetooth, MP3 player or you prefer the radio, this is the ideal robust radio. Too busy to answer the phone, it doubles also as a Bluetooth hands free unit, so allowing the user to be available in all situations. The SYSROCK can be powered either from the mains or by battery. For

convenience, 4 station buttons can be pressed even while wearing gloves, Festool are looking after not only safety but convenience now.

ITEM NO.	DETAILS	PRICE
FE-200186		\$249.00



Festool SYSLITE UNILED Cordless Work Light

Light in any working environment is vital, especially when working on site where there is limited light, whether that is because you are trying to get the job done as the light diminishes, or because it is a worksite, and power

is limited. Festool have come up with the Syslite Uni LED Cordless work light to assist with this problem. Compatible with so many of the Festool batteries, it can be sat, hung or mounted in any number of ways to shed some light on the issue of no or limited light. Charger and batteries not included.

ITEM NO.	DETAILS	PRICE
FE-769079		\$99.00



Festool 18v Li-Ion Airstream Battery Pack

Charge your battery in quick time with the new Festool AIRSTREAM technology 5.2 Ah AIRSTREAM Battery Pack. The added airflow through the battery and charger assists in faster charging. Compatible tools: BHC 18 Cordless

Hammer DrillC 18 Cordless Drill/DriverDRC 18 Cordless Drill/DriverFLC Uni LED Cordless FlashlightHKC 55 160mm Cordless Circular SawKAL SYSLITE LED Work LightKAL SYSLITE II LED Work LightPDC 18 Cordless Hammer DrillPSBC 400 Cordless JigsawPSC 400 Cordless JigsawPSC 420 JigsawPSBC 420 JigsawSYS-LightT 18 Cordless Drill/Driver

ITEM NO.	DETAILS	PRICE
FE-200181	5.2 Ah	\$129.00



Festool 18v Li-Ion Airstream Bluetooth Battery Pack

The new Bluetooth Battery Packs communicate with the Bluetooth module (sold separately) on the CT mobile dust extractors and ensures that even a cordless tool starts the mobile dust

extractor automatically when switched on. This enables you to benefit from Festool's entire dust-free system when working with Festool cordless products too. Now you can achieve perfect results quickly and easily with the quality you expect, even when you're not near an electrical outlet. Festool's Airstream Technology rapidly charges compatible batteries. Airstream technology significantly increases the battery capacity and provides faster charging. Cool air is directed through targeted air ducts in the battery and out through the charger to quickly lower the internal temperature. A minute display tells you exactly when the battery pack can be used again. This information is displayed both by the charge indicator on the charger and also by the integrated LED display on the battery pack itself.

ITEM NO.	DETAILS	PRICE
FE-202479	5.2 Ah	\$149.00

POWER TOOLS & ACCESSORIES

ACCESSORIES



Festool 18v Li-Ion Airstream Battery Pack

An innovative technology that brings power and flexibility to your cordless tools with Festool's range of battery packs. It allows power tools that used to rely on 240v electricity to work efficiently, and for longer periods of time. No power point, no problem.

ITEM NO.	DETAILS	PRICE
FE-201774	6.2 Ah	\$179.00



Festool 18v Li-Ion Airstream Bluetooth Battery Pack

The new Bluetooth Battery Packs communicate with the Bluetooth module (sold separately) on the CT mobile dust extractors and ensures that even a cordless tool starts the mobile dust

extractor automatically when switched on. This enables you to benefit from Festool's entire dust-free system when working with Festool cordless products too. Now you can achieve perfect results quickly and easily with the quality you expect, even when you're not near an electrical outlet. Festool's Airstream Technology rapidly charges compatible batteries. Airstream technology significantly increases the battery capacity and provides faster charging. Cool air is directed through targeted air ducts in the battery and out through the charger to quickly lower the internal temperature. A minute display tells you exactly when the battery pack can be used again. This information is displayed both by the charge indicator on the charger and also by the integrated LED display on the battery pack itself.

ITEM NO.	DETAILS	PRICE
FE-201797	6.2 Ah	\$199.00



Festool Power Adapter 220W - 240W / 18V Ergo

Festool have developed many unique features into the world of power tools, and this is no different. Work with power in the workshop, and batteries onsite where power can be limited. No longer do you need multiple sanders

to do the same job, so whether you are in the workshop where power is available, or on the job site where power is limited, or just not available, these sanders can handle both situations with the use of the Power Adapter. For use with ETSC 125, DTSC 400, RTSC 400 cordless sanders.

ITEM NO.	DETAILS	PRICE
FE-203738		\$172.00



Festool BP 18v Battery Pack Ergo Li

This innovative battery pack brings power and flexibility to your cordless tools that has previously not been available. Work with power in the workshop, and batteries onsite where power can be limited. These batteries

are long lasting, and measurably superior to other cordless tools, with quick charge times. For use with ETSC 125, DTSC 400, RTSC 400 cordless sanders.

ITEM NO.	DETAILS	PRICE
FE-202499	3.1 Ah	\$99.00



Festool Plug It-Cable Heavy Duty

It takes only a few seconds to change a Festool tool, because almost all tools are equipped with the plug-it system and all you need to do is disconnect and reconnect. This saves valuable time and prevents you from spending time searching for the right power cable. It also eliminates dangerous

obstacles because the same cable is used for each tool. You have the choice between a rubber and PUR casing and a cable length of 4 or 7.5 m. rubber insulated cable.

ITEM NO.	LENGTH	MATERIAL	PACK QTY	PRICE
FE-489659	4 Metre	Rubber	1	\$56.00
FE-489660	7.5 Metre	Rubber	1	\$75.00
FE-496655	4 Metre	PUR	1	\$63.00
FE-500399	4 Metre	Rubber	3	\$140.00



Festool Systainer SYS T-Loc Storage Boxes

The Festool Systainer SYS T-Loc Storage Box is the same Systainer that comes with several of the Festool tools. These Systainers offer a unique way of interlocking together, and a handy way of storing and transporting

tools and accessories. They are constructed of durable ABS which will give a long usable service life. Stacking varying sized Systainers is simple as they all share the same footprint size, making them ideal for transportation and storage. Need something in one of the bottom Systainers, no problem, unlock the T-handle and lift off the rest of the stack. The large handle located in the centre of the Systainer is ideal for carrying you Systainer, it then folds neatly out of the way to stack together.

ITEM NO.	MODEL	INTERNAL DIMS. L x W x H (mm)	EXTERNAL DIMS. L x W x H (mm)	PRICE
FE-497563	1	383 x 273 x 75	396 x 296 x 105	\$98.00
FE-497564	2	383 x 267 x 127.5	396 x 296 x 157.5	\$102.00
FE-497565	3	382 x 266 x 180	396 x 296 x 210	\$113.50
FE-497566	4	382 x 266 x 285	396 x 296 x 315	\$123.50
FE-497567	5	381 x 265 x 384	396 x 296 x 420	\$129.00



Festool Systainer SYS 1 T-Loc with MFT MDF Lid

The Festool Systainer SYS 1 T-Loc with MFT Timber Lid is a 2-in-1 unit, having somewhere to hold and store tools, also having a drilled and formed MDF lid capable of taking hold down

clamps to secure material to for working. Being a standard size Systainer SYS 1 with T-Loc, it can be used as a support either side of a Kapex saw, or clamp to the top of a stack of other Systainers, so those tools and accessories are always close by and easy to access.

ITEM NO.	DETAILS	PRICE
FE-500076		\$128.50



Festool Systainer SYS 1 T-Loc Assortment Storage Box

The Systainer SYS 1 T-Loc Assortment Storage Box is the ideal way to transport hardware and small tools and objects to the jobsite, or store them in the workshop.

ITEM NO.	DETAILS	PRICE
FE-497694		\$99.00

POWER TOOLS & ACCESSORIES



Festool Systainer Mini T-Loc with Transparent Lid

Festool systainers offer a rugged, flexible, and convenient means of storing, carrying, and combining tools and

accessories. Designed to connect easily and seamlessly to one another and to Festool sortainers and CT dust extractors, the systainer system makes it possible to configure highly mobile, job specific kits, keeping you organized and working efficiently. Systainers share an identical footprint for easy stacking, storing, and transport. Centrally positioned, oversized handle makes it easy to carry heavy loads. Made of durable, robust, high quality ABS for a long service life. Can be connected to SYS Mini Classic, SYS MINI 1 and 3.

ITEM NO.	DETAILS	PRICE
FE-203813		\$37.50



Festool Systainer Mini T-LOC

Festool Systainers offer a rugged, flexible, and convenient means of storing, carrying, and combining tools and accessories. Designed to seamlessly connect to one another and to Festool

Sortainers and CT dust extractors, the Systainer system makes it possible to configure highly mobile, job specific kits, keeping you organized and working efficiently. Made of durable, robust, high quality ABS for a long service life. Systainers share an identical footprint for easy stacking, storing, and transport. Centrally positioned, oversized handle makes it easy to carry heavy loads. Can be connected to SYS Mini Classic, SYS MINI 1 and 3.

ITEM NO.	DETAILS	PRICE
FE-499622		\$33.00



Festool Systainer Mini T-Loc Universal Storage Box

Festool systainers offer a rugged, flexible, and convenient means of storing, carrying, and combining tools and accessories. Designed to connect easily and seamlessly to one another

and to Festool sortainers and CT dust extractors, the systainer system makes it possible to configure highly mobile, job specific kits, keeping you organized and working efficiently. Systainers share an identical footprint for easy stacking, storing, and transport. Centrally positioned, oversized handle makes it easy to carry heavy loads. Made of durable, robust, high quality ABS for a long service life. Can be connected to SYS Mini Classic, SYS MINI 1 and 3.

ITEM NO.	DETAILS	PRICE
FE-203821		\$65.00



Festool SYS Toolbox 1

Time is valuable, and can be saved when using Festool's SYS Toolbox, as everything is in quick reach. Featuring latches to connect to standard T-LOC Systainers, this is the no fuss, no mess addition to anyone who is already working with Festool tools.

ITEM NO.	DETAILS	PRICE
FE-495024		\$75.00



Festool Systainer Storage Box

The Festool Systainer Storage Box provides a safe and organised way to store and transport all sorts of odd bits such as driver bits, nails, screws, fixings and other small items, so they are always easy to access. The clear lid allows items to be seen in the container while still closed. Festool

Systainers are connectable, this is not different, being able to connect to standard Systainers, and other Festool Systainer Storage Boxes.

ITEM NO.	DETAILS	PRICE
FE-499901		\$170.00



Festool Systainer Drawer

The Festool Systainer Drawers give the flexibility to customise your workshop the way you want it. Working in a 32mm standard hole grid, they are exceptionally easy to fit, and are compatible with Festool's locking system. Fit your Systainer onto the drawer,

and slide it in and out to access your tools, and store them away in their original containers.

ITEM NO.	DETAILS	PRICE
FE-500692		\$77.50



Festool Trolley for SYS 1-5 T-Loc Systainers

The Festool Trolley for SYS 1-5 T-Loc Systainer easily transports Systainers of any size and Sortainers, on its 4 swivel castors. With two of these castors being lockable, it can be locked so it does not move.

ITEM NO.	DETAILS	PRICE
FE-495020		\$120.00



Festool SYS-ROLL Mobile Cart for Systainer

The Festool SYS-ROLL Mobile Cart for Systainer easily transports Systainers of any size and Sortainers, on 2 swivel castors and two 200mm diameter fixed wheels. With these castors being lockable, it can be locked making steering easy. The safety strap ensures the Systainers will stay in place during transportation.

ITEM NO.	DETAILS	PRICE
FE-498660		\$220.00

Festool have a solution for just about every tool storage need.

Visit carbatec.com.au for the full range...



POWER TOOLS & ACCESSORIES

ACCESSORIES

NEW
Check out these
innovative new products
from BORA




BORA WTX Clamp Edge Saw Guide

These Clamp Edge Guides offer a quick and simple solution for cutting panels and sheet goods, providing clean, smooth and straight edges on every cut. Fully adjustable for size with a firm lever action clamping mechanism, these guides quickly clamp to your board and provide a reference edge to use with the accessory of your

choice - whether it be BORA's Saw Plate to break down and size your sheets, the Router Plate to cut dadoes with ease or the Jigsaw guide. Bora have created a complete system offering you simplicity and versatility in use. BORA's unique design also allows you to add simple extensions, to enhance the versatility of your tool on those odd occasions where you require a larger size. Available in four sizes based on clamping capacity - 24" (610mm), 36" (915mm), 50" (1270mm) and 100" (made of two 50" units with a joining kit). Extensions are also available to extend the range of your chosen size in 25" or 50" increments and come complete with the joining kit. Made from heavy gauge, extruded aluminium with 55mm x 16mm adjustable end clamps, the WTX Series tools are tough and durable.

ITEM NO.	DETAILS	PRICE
BORA-WTX-100	100"	\$149.00
BORA-WTX-24	24"	\$59.00
BORA-WTX-25EXT	25" - Extension	\$45.00
BORA-WTX-36	36"	\$69.00
BORA-WTX-50	50"	\$79.00
BORA-WTX-50EXT	50" - Extension	\$69.00



Bora Miterix Angle Duplicator

This tool makes it fool-proof to accurately measure just about any required angle, lock it in place, then it neatly splits apart allowing you to use that measurement to reference your miter saw directly for a perfect cut, every time. The clever design allows you to measure internal or external angles, on existing furniture, rooms, architraves,

crown mouldings - anywhere angled joinery is required. Simply measure, lock and transfer that to your miter saw to make perfectly cut modifications, enhancements or repairs. Especially useful where existing angles are less than perfect and need to be matched. Every builder and home hobbyist should have one and with a Limited Lifetime Warranty, what more reason do you need?

ITEM NO.	DETAILS	PRICE
BORA-MITERIX		\$59.00



BORA WTX JigSaw Guide Plate

This Jigsaw plate attaches to your BORA WTX Clamp Edge Saw Guides, offering the ultimate for controlled accuracy with your jigsaw. Cutting straight to resize panels is easy with this accessory. Designed for those who use Jigsaws frequently and don't always have circular saws at hand. Sliding mount system fits most Jigsaw models.

ITEM NO.	DETAILS	PRICE
BORA-WTX-JIGSAW		\$12.00



BORA WTX Rip Guide

Used with Bora WTX Saw Plate, to accurately cut up to 609mm(24"). Simply attach the Bora WTX Saw Plate to the aluminium rail, and hold the adjustable rip handle with one hand holding it against the edge of the board, and the saw with the other hand. This process aids with accuracy, eliminating waste.

ITEM NO.	DETAILS	PRICE
BORA-WTX-RIP	Suits Saw Plate	\$29.00




BORA WTX Router Mount Plate

This Router Plate attaches to your BORA WTX Clamp Edge Saw Guides, providing the ability to safely and accurately route straight dadoes, rabbets and mortices, for all manner of sheet assembly work and component manufacture. Works with most routers** as it comes with and utilises a standard 1" brass guide bushing to centre

itself on the plate, while the generously sized plate is easy to handle and ensures stability of your router. Unique adjustable design allows you to set the plate according to both bit size and stock thickness, allowing you to adjust according to the true dimensions of your workpiece and achieve a snug fit every time. 2014 Pro Tool Innovation Awards Winner ** Router requires a base capable of fitting guide bushes. Base plate adaptors are available for this purpose. See: BPA-1

ITEM NO.	DETAILS	PRICE
BORA-WTX-ROUTER		\$79.00



BORA WTX Saw Guide Plate

This Saw Plate attaches to your BORA WTX Clamp Edge Saw Guides, providing the ability to safely and accurately cut straight lines, for all manner of re-sizing for sheet assembly work and component manufacture. Works with many circular saws.

ITEM NO.	DETAILS	PRICE
BORA-WTX-SAW		\$39.00

Kreg Precision Trak & Stop Kit Metric



This Precision Trak and Stop Kit allows you to turn a mitre saw into a precise cutting system. Simply position the stop at the dimensions you'd like to cut using the precision lens cursor, place the board against the stop, and cut to that exact length every time. You build the support wings out of plywood (or another sheet material),

and then add the Trak. Outfitting your saw to cut perfectly-sized workpieces couldn't be simpler! It makes repeat cutting not only possible, but accurate.

ITEM NO.	DETAILS	PRICE
KR-KMS8000M		\$239.00

Kreg Square cut



The Square Cut allows you to quickly and accurately crosscut boards up to 12" (305mm) wide. Whether you're using a circular saw or a jigsaw, the Square-Cut ensures great results. Just position the Square Cut against the edge of your board and the built in guide arm ensures that it sits perfectly square. Plus, the guide arm is adjustable, so you can set it to match the

offset between the edge of the saw base and blade. Simply position the end of the guide arm on your cut line, and the Square Cut will be automatically aligned to guide your saw through the cut.

ITEM NO.	DETAILS	PRICE
KR-KMA2600		\$24.00

Kreg Rip-Cut Saw Guide



With the Kreg Rip Cut saw guide, you'll make straight, accurate cuts every time in plywood, MDF, and other large sheet goods. The Kreg Rip Cut easily attaches to most circular saw, and setup is simple, so you'll be making straight accurate cuts in just minutes. The Rip Cut is easy to use, with a guide arm that's reversible for left- or right-handers. Adjust the Rip Cut

quickly to make accurate cuts from 25mm up to 610mm wide.

ITEM NO.	DETAILS	PRICE
KR-KMA2685		\$79.00

Kreg Crown Pro



Installing crown moulding is one of the best ways to add both instant value and character to your home. The Kreg Crown Pro simplifies the most frustrating steps of the process, so you make fewer mistakes and get the job

done faster. This uniquely designed tool holds your trim at the exact angle required, eliminating the need for advanced compound mitre cuts. Its curved design lets you compensate for a wide variety of crown moulding spring angles, and its extension arms lets you work with crown up to 5-1/2" (140mm) wide.

ITEM NO.	DETAILS	PRICE
KR-KMA2800		\$53.00

Kreg Accu-Cut



Accuracy in woodworking is the key to a good result. The Kreg Accu-Cut Circular Saw Guide Track System gives you this with just the addition of a hand held circular saw. The non-slip guide strips serve two purposes,

firstly to prevent the track from moving throughout use, and secondly to use a reference for positioning the track. Once the saw is fitted, the first use cuts the guide strips which is then used as a zero reference point for future cutting, which is where the accuracy comes from. The guide strips also are double featured, preventing chip-out on materials such as melamine, laminates and veneered board by the holding the delicate material down under the strip during the cut preventing it from lifting. Whether a seasoned professional, a complete novice or somewhere in between, the ability to line the track up to marks made in sheet material, and then safely cut without the need worry of staying to the line is invaluable over distances up to 1220mm. Included: 1 x Universal Saw Sled 2 x 673mm Aluminium Guide Tracks 2 x Track Connectors 1 x Starting Block 1 x Track Indicator Clip Detailed setup and usage instructions

ITEM NO.	DETAILS	PRICE
KR-KMA2700		\$149.00

Kreg Cabinet Hardware Jig



The Kreg Cabinet Hardware Jig makes drilling doors for handles that so much easier and faster. The hardened steel drill guides means the drill guides will not wear out, the edge to centre adjustment is going to cater for most desired handle positioning, and the drill guide spacing caters for standard 64mm, 96mm and 128mm handles. Clamp it to the door or drawer front

in the desired position and drill the holes, it really is that simple. Whether it is a few handles, or you are a cabinetmaker needing this for constant kitchen fitouts, this jig is a great addition to any tool kit. NOTE: 5mm drill bit required - does not come included. Included: Jig base Edge guide 2 x Drill guides with knurled nuts 2 x Non-slip pads 2 x T-knobs and bolts Owner's manual

ITEM NO.	DETAILS	PRICE
KR-KHI-PULL		\$45.00

Kreg Shelf Pin Jig



Kreg's Shelf Pin Jig with 5mm Bit allows fast and accurate drilling of shelf support holes in already assembled furniture or components before assembly. Supplied with a jig extender, connect two or more jigs together, or use the locating pin to insert through the first hole into an already drilled hole in order to continue a row of holes giving the ability to add

more shelf positions. The hardened steel drill guides allow will allow many years of drilling before needing replacing. An adjustable fence attaches quickly to the front giving a reference edge to place against the front of the workpiece with the row of drill guides giving the shelf support holes either of two distances from the edge, 25mm or 50mm. The on-board storage means accessories and spares are always at hand, and with a place to store them they are never lost. The provided 5mm brad-point bit with depth collar cuts a clean hole without any tearout giving a well presented hole that can be proudly shown and not hidden.

ITEM NO.	DETAILS	PRICE
KR-KMA3220	Kit	\$60.00
KR-KMA3215	Replacement 5mm Bit	\$20.00

POWER TOOLS & ACCESSORIES

ACCESSORIES

Kreg Drawer Slide Jig



This versatile jig does it all, Kreg have done it again. The Kreg Drawer Slide Jig is going to take away all of the guess work for installing drawer slides. It is that third hand that you wish you had when doing this job. Simply mark the carcass where the runner is to go, position the jig to the mark, put the runner on the jig, and use both hands then to drive the screws while to jig

holds the runner. Whether you are fitting the drawer runner to the cabinet, or the drawer to the runner, this jig can do both. It can be flipped around, and clamped to the carcass so it faces out, and supporting the drawer while screws are fitted to the drawer. Included: 2 x Brackets, 4 x Upper/lower sliders - installed, Owner's manual

ITEM NO.	DETAILS	PRICE
KR-KHI-SLIDE		\$45.00



Rockler Pro Shelf Drilling Jig

Rockler's Pro Shelf Drilling Jig is for amateur DIY to semi-professional custom shops alike. Suited to anyone doing cabinet work projects. It is quick to set-up and allows you to drill perfectly aligned holes with industry standard 32mm spacing, set at 37mm from the front edge of the board, making it appropriate for drawer runners

and concealed hinges, as well as shelf supports.

Suitable for boards from 209mm to 641mm wide.

Included:

- 1 x Pro Shelf Drilling Jig
- 2 x 1/4" Indexing Pins
- 2 x 5mm Indexing Pins.

NOTE** This jig requires the Pro Shelf Drilling Bit to suit, to ensure no damage to the template and for complete ease of use. See RK-40608 or RK-40604 respectively. Please note that 5mm Shelf Pins are standard and readily available in Australia. The 1/4" pins are not readily available and are best used for custom dowel projects etc.

ITEM NO.	DETAILS	PRICE
RK-31571		\$165.00

Rockler Drawer Front Installation Clamps





Fitting false drawer fronts can be a tricky job to do, you're always looking for that second pair of hands to hold something while you drive some screws in, Rockler's Drawer Front Installation Clamps holds the drawer front securely to the drawer allowing both alignment and then fixing.

The featured micro-adjusters get set for the first drawer, so the rest of the drawer bank then needs no further adjustment, just move onto the next drawer, position and insert the screws. Light pressure only is required.

ITEM NO.	DETAILS	PRICE
RK-54804		\$75.00

TSO GRS-16 Nexgen Guide Rail Square



Introducing the TSO Track Saw Guide Rail Square - the fastest, easiest and most accurate square edge guide available for Festool, Makita and Triton guide rails. Made by the team at TSO Products in USA.

Before the GRS-16 family, accessories for squaring up your track saw guide rail relied on the loose-tolerance T-slot found on just about every guide rail. To overcome this inherent inaccuracy, you had to rely on a separate reference square, plus a combination of loose parts like T-bars, hex bolts, knobs or wingnuts. No longer! The patent-pending GRS-16 PE is completely self-contained and self-aligning, thanks to an innovative, high strength integral draw latch mechanism. Simply slide the GRS-16 PE onto your guide rail, lock the draw latch, and you're done. Five seconds to square.

Accurate cuts with your track saw often require using a screw clamp or quick clamp. For this reason, we've designed notches in both reference edges of the GRS-16 PE to accommodate popular clamps like the Festool Screw Clamp or Quick Clamp.


ITEM NO.	DETAILS	PRICE
TSO-61-130	Guide Rail Square	\$299.00
TSO-61-230	Parallel Guide Rail Square	\$349.00

TSO Dual FoamPac Systainer Inserts



This moulded twin foam insert pack has been designed to hold both the GRS-16 and GRS-16PE simultaneously, in a Festool SYS1 T-LOC Systainer.

ITEM NO.	DETAILS	PRICE
TSO-61-244		\$55.00



TSO MTR-18 Precision System Triangle

Much more than a triangle, the MTR-18 is a first-of-its-kind tool combining the accuracy of a CNC machined precision triangle with a range of optional accessories to enable countless clamping, angle measurement and jig scenarios. Designed to take advantage of today's modern 20mm hole patterned worktops, the MTR-18 has all of the features and capability found in its cousin—the PTR-18—but adds the ability to be set to any angle with the optional indexing pointer and brass locking pin (available in the MTR-18 Master Accessory Kit and MTR-18 Set). Once registered to a 20mm patterned worktop such as the Festool® MFT/3, the MTR-18 acts as a fast and extremely accurate angle register. Dial in a precise angle with its large protractor scale and available pointer with parallax-free viewport—and

then lock it in place with our own DoubleGroove™ Large Dogs and M8 SpeedKnobs™. With a long edge of more than 635mm (25"), the MTR-18 can even act as a removeable fence for the Festool MFT/3 or any 20mm patterned work surface that conforms to this popular standard.

ITEM NO.	DETAILS	PRICE
TSO-61-300		\$499.00



TSO Master Accessory Kit for MTR-18 Precision Triangle

This kit will transform your TSO MTR-18 Precision Triangle into a versatile measuring, marking and clamping system. TSO's Master Accessory Kit includes everything needed to secure

your MTR-18 to your 20mm perforated work top, read and repeatedly dial in with precision to any angle required, or clamp the triangle for perfect squares.

ITEM NO.	DETAILS	PRICE
TSO-61-321		\$299.00



TSO SpeedKnobs M8

Premium quality German made M8 threaded Knobs. These knobs represent the finest quality we could find, to perfectly compliment your premium TSO DoubleGroove line of Bench Dogs. These knobs are extraordinarily easy to thread and turn with minimal resistance until locked down - hence the term "SpeedKnob". Threads and clamps your bench dogs to your

20mm perforated table with speed and ease. The M8x1.25 steel thread perfectly mates to TSO DoubleGroove Dogs, along with most other dogs with threaded holes. Great addition to your TSO workspace.

ITEM NO.	DETAILS	PRICE
TSO-61-407		\$30.00



TSO Bench Dogs

These are TSO's "large" offering, at 30mm. Designed to fit standard 20mm Bench Holes such as those found on Festool's MFT/3 tables and others. Machined to a tight tolerance of 19.90mm, providing a good slip fit. TSO's Bench Dogs address some of the frustrations of other dogs on the market. Details such as the machined double groove that makes removing the dog easier, the tiny undercut

beneath the collar that guarantees perfect 90 degrees, even on poorly machined holes with tear-out, all make these dogs a pleasure to use. Aluminium and clear anodised for maximum durability. Sold in pairs, TSO offer four sizes of standard dog: Small: for general purpose use Medium: for thicker work surfaces Large: the product listed here Tall: designed for use with Dog Clips and Guide Rails

ITEM NO.	DETAILS	PRICE
TSO-61-403	18mm	\$45.00
TSO-61-404	24mm	\$45.00
TSO-61-405	30mm	\$47.00




TSO Bench Dogs

These are TSO's "large" offering, at 30mm. Designed to fit standard 20mm Bench Holes such as those found on Festool's MFT/3 tables and others. Machined to a tight tolerance of 19.90mm, providing a good slip fit. TSO's Bench Dogs address some of the frustrations of other dogs on the market. Details such as the machined double groove that makes removing

the dog easier, the tiny undercut beneath the collar that guarantees perfect 90 degrees, even on poorly machined holes with tear-out, all make these dogs a pleasure to use. Aluminium and clear anodised for maximum durability. Sold in pairs, TSO offer four sizes of standard dog:

Small: for general purpose use
Medium: for thicker work surfaces
Large: the product listed here
Tall: designed for use with Dog Clips and Guide Rails

ITEM NO.	DETAILS	PRICE
TSO-61-406	18mm-70mm	\$49.00



Rockler Small Piece Holder

Rockler's Small Piece Holder is the number one option for holding and routing small objects when you're unable to use the router table fence. It allows you to hold piece up to 215mm comfortably, and safely with two large handles provided for extra control, together with a quick release clamp screw, abrasive clamp faces and adjustable hold down pins to aid with

holding the workpiece steady throughout the cut.

ITEM NO.	DETAILS	PRICE
RK-57896		\$95.00